

# Restoring Rule of Law Handout

By Noah Revoy

For MODERN MINUTEMAN 02

NOV 3 – DEC 2, 2025

Updated 17 November 2025

---

This companion guide expands the presentation into clear actions, definitions, and checklists. Use it as both a study aid and a manual for lawful restoration.

This document is a very early Alpha prototype please help me improve it let's make this a group effort.

Please note this document has a lot of white space that's that you can make your own notes.

Contact me via [coach@noahrevoy.com](mailto:coach@noahrevoy.com)

# 1. The Pain of Unpreparedness

Most communities are not prepared for a breakdown in the rule of law. They may have food, guns, generators, and cash—but they lack a lawful, reciprocal, and practical framework for how to act when institutions fail.

When there is no clear plan, chaos, mistrust, violence, and paralysis spread quickly. People either freeze, lash out, or submit to whoever looks strongest in the moment.

This section explains **why** a strategy for restoring sovereignty and law is necessary, and how this handbook is meant to be used.



# 1.1 What This Strategy Is

This strategy provides a **simple, phased roadmap** for:

- Establishing basic stability after disruption.
- Building and maintaining trust inside your group.
- Scaling lawful cooperation outward—from family, to neighborhood, to tribe, to federation.

Each phase defines concrete **deliverables, institutions, and communication tools** so that:

- Groups can act predictably instead of improvising under stress.
- Decisions can be judged as lawful or unlawful, reciprocal or parasitic.
- Other groups can understand and, if they choose, adopt the same framework.

The plan is designed to be:

## Practical

actions that real people can take with limited time and resources.

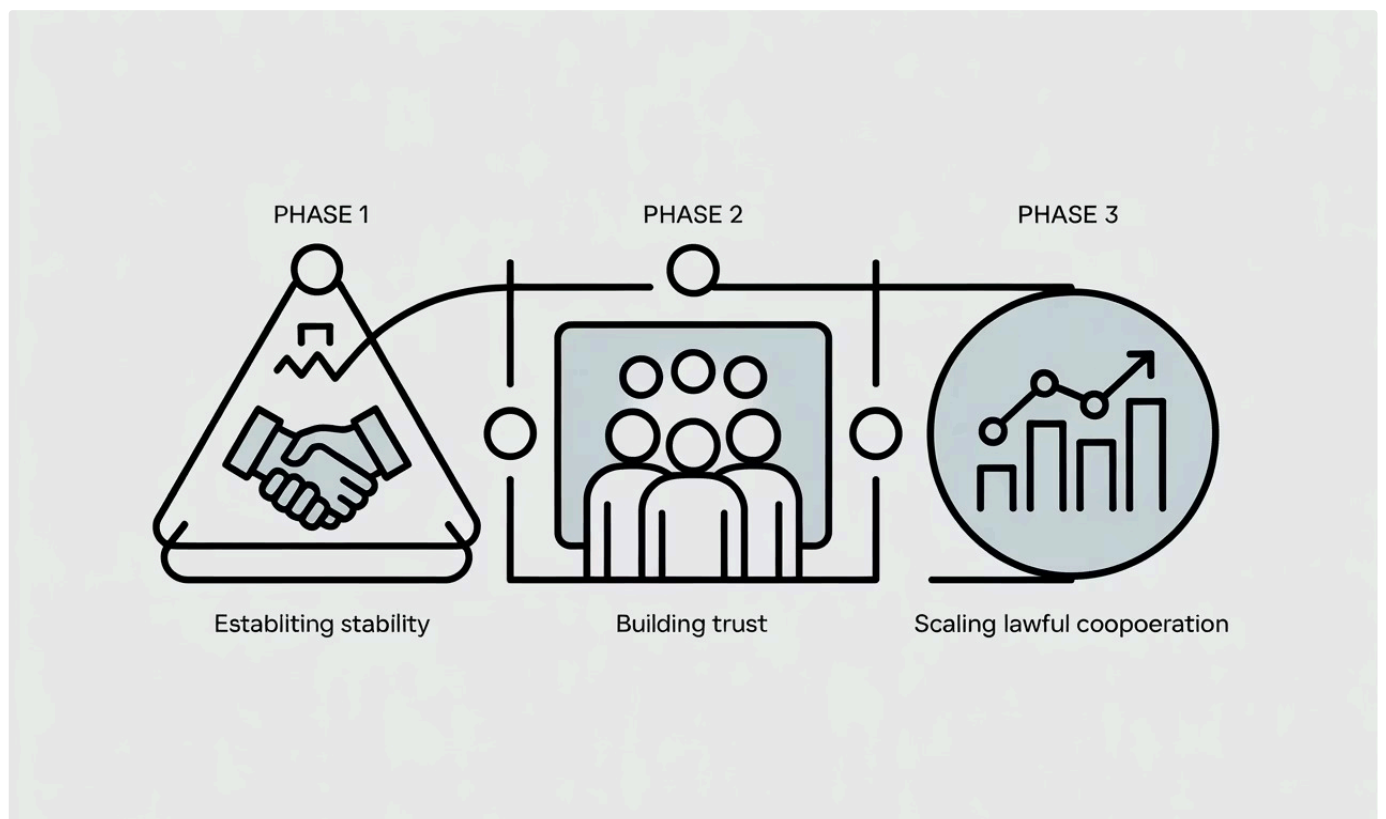
## Parsimonious

as simple as possible, but no simpler than reality demands.

## Portable

easily shared as a PDF or printed booklet.

If you find it valuable, you are encouraged to **share it**. The more communities using approximately the same plan, the easier it becomes to re-establish law and order after a breakdown.



# 1.2 When This Strategy Applies

This framework is useful across a wide spectrum of breakdown scenarios, from short-term emergencies to long-term systemic crises. Examples include:

Severe storms, floods, or earthquakes disrupting local order.

Political collapse, civil war, or loss of government legitimacy.

Full economic collapse (e.g., currency failure, bank shutdowns).

External attack or invasion.

EMP strike or cyberattack disabling critical infrastructure.

Major regional or national disasters that overwhelm state capacity.

In all of these, **rebuilding lawful organization is as essential as rebuilding infrastructure**. Power lines and roads matter—but if people cannot trust one another, nothing functions for long.



# 1.3 Legitimacy and Practical Action Cycle

Nearly every measure in restoring rule of law serves one of two purposes:

## Increase Legitimacy

people believe you are lawful, just, and predictable.

## Solve Practical Problems

food, water, sanitation, security, trade, dispute resolution.

Each time your group:

- Restores sanitation.
- Mediates a conflict fairly.
- Protects a market or trade route.
- Secures food, water, or power without parasitism.

...your **visible competence** increases. That competence builds **legitimacy**. And as legitimacy grows, your capacity to rule and solve bigger problems increases in turn. This **self-reinforcing cycle** determines who ultimately commands public allegiance and becomes the de facto governing structure after collapse.



If you do nothing, someone else—perhaps a gang, a cult, or a corrupt faction—will step into that role.

# 1.4 Section Checklist — Pain of Unpreparedness


Use these questions to assess your current vulnerability:

<p>01</p> <hr/> <h3>Institutional Awareness</h3> <ul style="list-style-type: none"><li>• Which institutions currently provide order where you live? (Police, courts, utilities, local government, churches, community groups.)</li><li>• How resilient are they? What happens if one or two fail at the same time?</li><li>• Do the people who are keeping order where you live have ties to the community, or are they outsiders?</li></ul>	<p>02</p> <hr/> <h3>Social &amp; Moral Structures</h3> <ul style="list-style-type: none"><li>• Who do people trust to resolve disputes fairly right now?</li><li>• Are there respected elders, mediators, or leaders who already act as informal judges?</li></ul>	<p>03</p> <hr/> <h3>Failure Points</h3> <ul style="list-style-type: none"><li>• If police stopped responding for a month, who would keep order?</li><li>• If the courts stopped functioning or became openly biased, what alternatives exist?</li><li>• If utilities failed, who would organize water, sanitation, and power locally?</li></ul>
<p>04</p> <hr/> <h3>Your Role</h3> <ul style="list-style-type: none"><li>• Are you part of any group currently capable of stepping into a leadership role if institutions falter?</li><li>• If not, what is the smallest step you can take to begin building such a group?</li></ul>	<p>05</p> <hr/> <h3>Adoption of a Common Plan</h3> <ul style="list-style-type: none"><li>• Have you shared any version of this plan with family, neighbors, or allies?</li><li>• Do at least a few people in your area understand that <b>rebuilding law</b> is as important as <b>rebuilding supplies</b>?</li></ul>	

If you cannot answer these questions clearly, your community is not prepared for a breakdown in rule of law. The rest of this handout exists to correct that.

## 2. Recognizing WROL (Without Rule of Law)

Without Rule of Law (WROL) describes a critical state where the formal legal framework, though still technically present, no longer effectively governs behavior or resolves disputes. It's not necessarily a total collapse into anarchy, but rather a subtle yet profound failure where the outward appearance of order may persist, while the foundational substance of law has eroded.



## 2.1 What WROL Looks Like in Practice

WROL is identified not by official pronouncements or headlines, but by tangible outcomes in daily life:

### **Crimes Go Unpunished**

Repeat offenders are often released, or law enforcement becomes hesitant or unable to intervene effectively.

### **Disputes Go Unresolved**

Citizens stop seeking official recourse because they no longer anticipate fair or timely justice from authorities.

### **Institutions Lose Predictability**

Courts indefinitely delay cases, or their rulings become openly politicized, inconsistent, or arbitrary.

### **Public Trust Collapses**

People begin to assume that safety and resolution can only be found through personal networks, coercion, or brute force.

### **Good People Feel Unprotected**

Law-abiding citizens modify their behavior, becoming more cautious, defensive, or isolated due to a lack of security.

### **Bad Actors Become Bold**

Those inclined towards malfeasance operate with greater impunity, knowing that consequences are increasingly unlikely.

When justice becomes inconsistent, delayed, or selectively applied, the rule of law has already failed, even if society appears outwardly intact.

## 2.2 WROL as the Loss of Reciprocity

At its core, lawful order relies on reciprocity – a mutual understanding of predictable rules that bind everyone equally. When this fundamental social contract deteriorates, severe consequences follow:

- People lose faith that wrongs will be righted and that justice will be served.
- Individuals shift their focus towards self-protection and survival rather than fostering cooperation within the broader community.
- Trust recedes, becoming concentrated only within immediate familial or tribal alliances.
- Public institutions become performative shells, prioritizing appearances over functional governance.

This widespread failure of predictable, equal treatment and mutual expectation signifies non-reciprocity at scale – the true underlying condition of WROL.

## 2.3 Geographic & Institutional Variation

The onset of WROL is rarely uniform or absolute; its manifestation can vary significantly:

### Localized Breakdown

Limited to a specific city, district, or even a single critical institution.

### Sectoral Failure

For example, police might remain functional while the court system collapses, or essential utilities fail while governmental structures largely endure.

### Cascading Effects

Dysfunction in one sector, like the judiciary, can trigger failures across others, such as law enforcement and civil society.

### Temporal Shifts

WROL can be temporary, as seen during short-term disasters or civil unrest, or prolonged, during periods of political decay or economic collapse.

Your crucial task is to identify early warning signs when institutions in your vicinity cease to operate reciprocally, enabling you to proactively counter the ensuing chaos.

## 2.4 Community-Level Indicators

To assess if your community is entering or is already in a WROL environment, consider the following practical questions:



### Law Enforcement

Are local police enforcing the law consistently, or is enforcement selective based on influence?



### Judicial System

Do courts handle cases predictably and impartially, or are decisions arbitrary, politicized, or delayed?



### Essential Utilities

Are critical utilities stable and reliable, or are there persistent signs of systemic failure?



### Dispute Resolution

Are disagreements increasingly resolved privately, rather than through established public channels?



### Authority Source

Is order maintained by local individuals, or by outsiders with less local stake?



### Public Behavior

Do neighbors express fear or avoidance of reporting wrongdoing, rather than actively addressing concerns?



### Criminal Activity

Are criminal groups operating openly and with impunity, facing few or no repercussions?

The accumulation of these indicators strongly suggests that your area is either entering, or is already deeply immersed in, a WROL environment.

## 2.5 Why Early Recognition Matters

Identifying WROL early is paramount, as it allows you to initiate self-organization before unchecked chaos dominates the landscape:

### → **Activate Your Network**

You can swiftly mobilize your core group and deploy established communication plans.

### → **Distribute Guidelines**

There's time to disseminate pre-prepared notices and operational rules, ensuring clarity and common understanding.

### → **Secure Infrastructure**

Cooperative efforts can be organized to protect and maintain vital local infrastructure, preventing further decay.

### → **Establish Legitimacy**

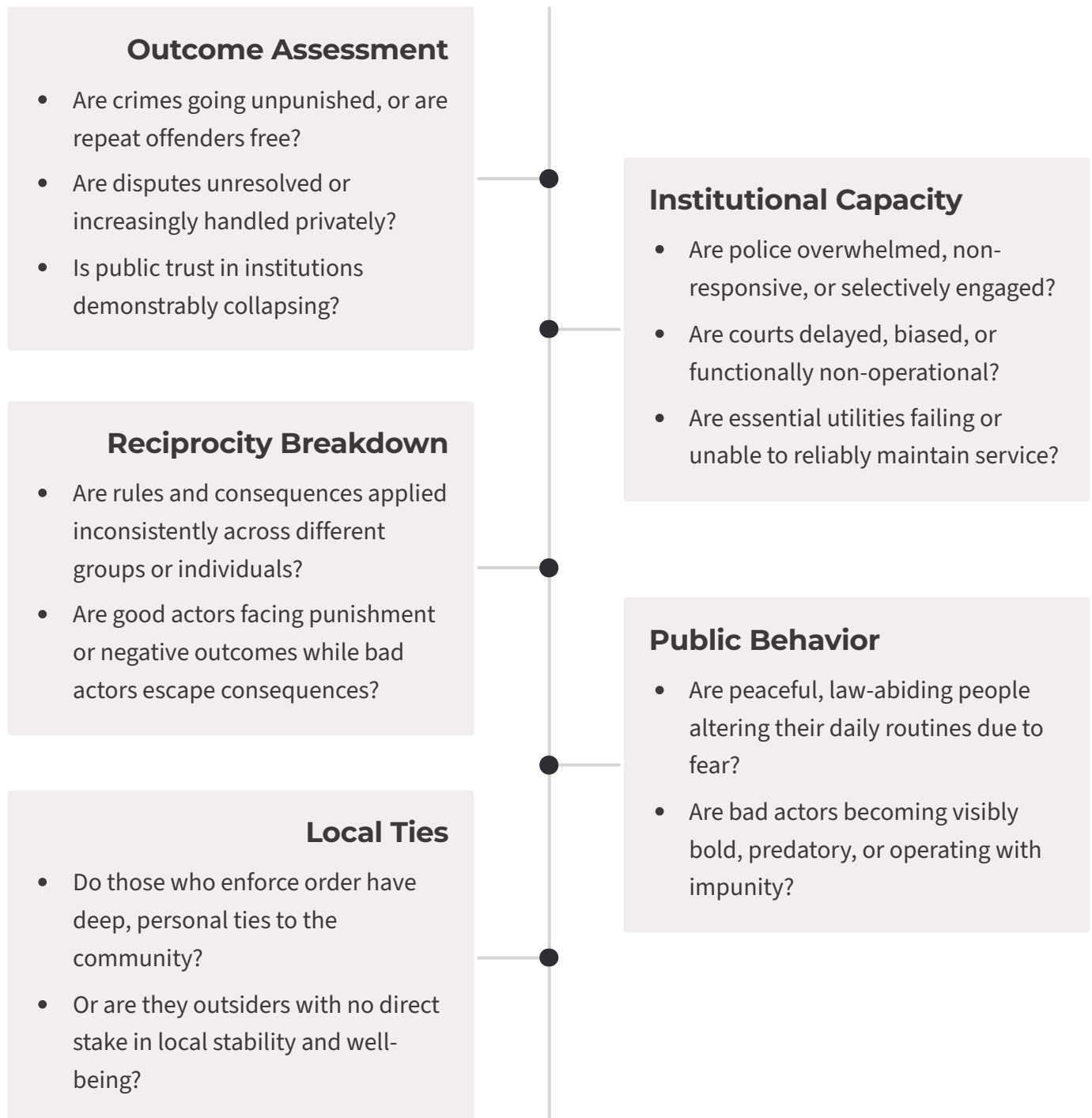
You gain the crucial advantage of building trust and credibility within the community before opportunistic or malevolent actors can fill the power vacuum.



Once widespread panic or opportunistic exploitation begins, establishing legitimacy becomes exponentially more difficult and resource-intensive.

## 2.6 Section Checklist — Recognizing WROL

Use these categories to conduct a quick assessment of your environment:




If multiple indicators from this checklist are present and persistent, your area is likely already experiencing a WROL environment. Early and accurate recognition is your first step towards effective restoration.

# 3. Natural Law — The Foundation of Cooperation

Natural Law is the science of reciprocal cooperation. It describes the rules humans must follow to cooperate without parasitism. It is operational: do not impose costs without consent, tell the truth, and repair the harm you cause.

Natural Law is the minimum moral grammar required for civilization. Every stable order in history has rediscovered it in some form. Every collapse follows its abandonment.



# 3.1 Why Natural Law Matters After Collapse

In a breakdown scenario, the foundational principles of Natural Law become critically important for societal rebuilding:

## Prevents Cycles of Conflict

People revert to tribal instincts unless a higher standard is enforced, and unrestrained tribal instincts historically produce cycles of revenge, feuding, and persistent low-level warfare that prevent the emergence of stable markets, courts, or long-term cooperation.

## Restores Trust

Trust evaporates without predictable rules, making meaningful interaction and collaboration impossible.

## Enables Safe Cooperation

Cooperation becomes dangerous unless obligations are clear and understood by all parties.

## Bolsters Group Cohesion

Groups without a moral framework fracture quickly, leading to internal strife and collapse.

## Fosters Effective Leadership

Groups with a simple, reciprocal moral code rise to leadership, providing a stable foundation for others.

Natural Law provides the lowest-friction, highest-trust operating system for rebuilding order. It gives every participant the same expectations and constraints.



# 3.2 The Five Pillars of Natural Law

These are the minimal principles your group must understand and practice to establish a just and functional society:



---

## Reciprocity

Do not impose costs you would not accept in return. This explicitly prohibits theft, fraud, violence, and deception, ensuring fair dealings.



---

## Testimonial Truth

Speak only what you can justify with evidence. This eliminates exaggeration, gossip, concealment, or manipulation of facts.



---

## Sovereignty

Each adult has the right to self-determination, provided they do not violate the principle of reciprocity against others.



---

## Productivity & Contribution

Everyone must carry their share of the load. Free-riding undermines collective effort and quickly collapses trust within the group.

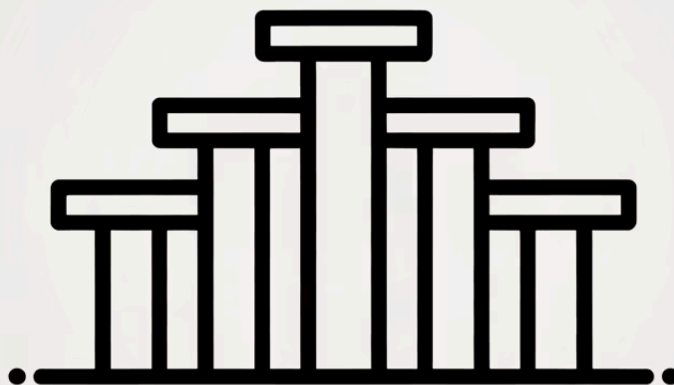


---

## Restitution

If harm is done, restore the balance proportionally. Justice is about repayment and repairing damage, not merely retaliation.

These five principles allow even children to understand moral conduct, yet they scale to civilizational complexity.



## 3.3 What Natural Law Prevents

By consistently enforcing these core principles, your group can effectively eliminate common destabilizing factors:

### Parasitism

(theft, fraud, manipulation)

### Arbitrary authority and capricious decision-making

### Corruption and favoritism

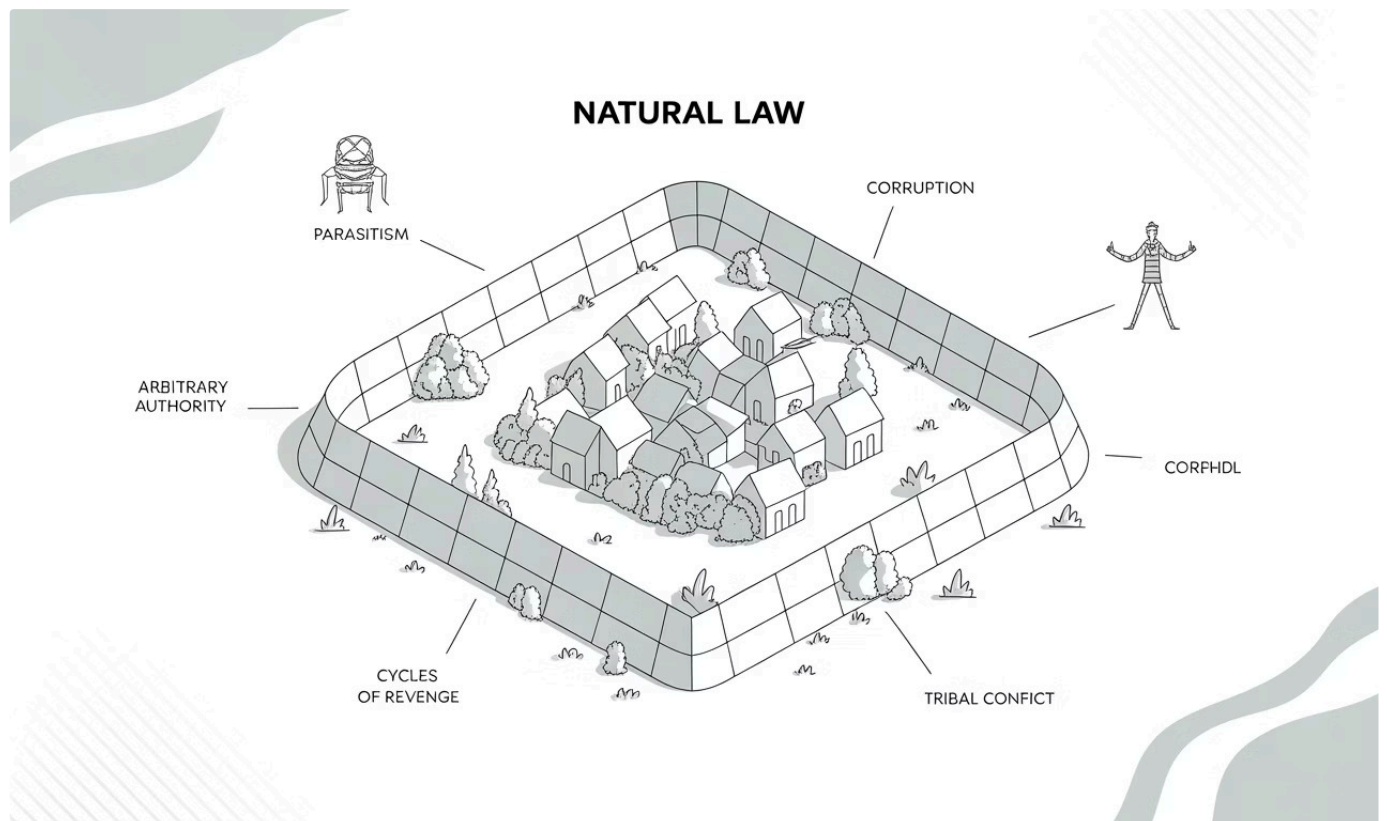
promoting fairness

### Endless cycles of revenge and retribution

### Tribal conflict

based on raw emotion rather than objective evidence

This is precisely why groups governed by Natural Law become magnets for cooperation and stability, attracting those seeking a predictable and just environment.



# 3.4 How to Teach Natural Law Simply

For these principles to be widely adopted and enforced, your community should be able to explain Natural Law in one minute, even to a 10-year-old:



---

## Respect Property

Do not take or break what belongs to others without their consent.



---

## Be Honest

Tell the truth so others can trust your words and actions.



---

## Fix Your Mistakes

If you hurt someone or break something, fix it and restore the balance.



---

## Contribute

Everyone must help with the work and contribute to the community.

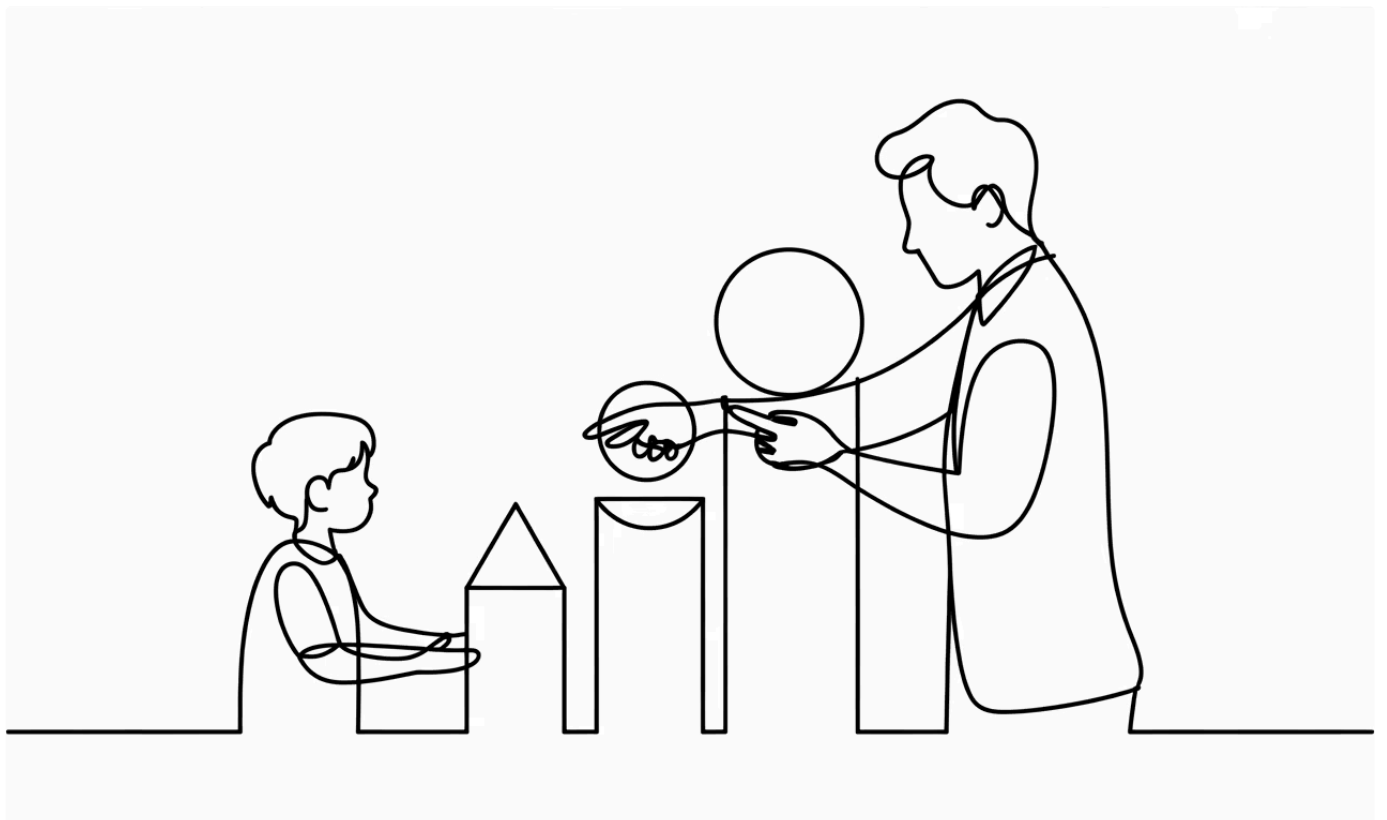


---

## Self-Governance

Nobody is the boss of you unless you harm others or violate these rules.

If your group cannot teach it simply, you cannot enforce it reliably or consistently across all members.



# 3.5 Natural Law as Institutional Foundation

Every institution you build later—courts, militia, markets, federations—relies on these foundational principles for its legitimacy and effective operation:

## Courts

Require testimonial truth for accurate judgment and restitution for equitable outcomes.

## Militias

Require sovereignty to define individual rights and reciprocity to determine lawful use of force.


## Markets

Demand reciprocity and truth to prevent fraud and ensure fair exchange of goods and services.

## Councils

Need sovereignty to respect individual voices and contribution to prevent domination by a few.

Natural Law is the core operating system for a law and order-based civilization, providing the moral and ethical framework for all governance.



# 3.6 Section Checklist — Natural Law

Use this checklist during training sessions or group meetings to assess adherence to Natural Law principles:

## Reciprocity

- Are any members imposing costs unfairly on others?
- Are rules and expectations applied equally to everyone?

## Truthfulness

- Are statements and accusations supported by verifiable evidence?
- Are records and communications kept honestly and without manipulation?

## Sovereignty

- Is anyone being coerced or controlled unlawfully against their will?
- Are members free to leave or express dissent without fear of punishment?

## Contribution

- Is everyone pulling their weight and contributing their fair share?
- Are freeloaders or non-contributors addressed early and effectively?

## Restitution


- Do all disputes conclude with repayment proportionate to the harm caused?
- Is the focus on repair and restoration rather than mere punishment?

If all answers to these questions are consistently affirmative, your group is operating under the robust principles of Natural Law, building a solid foundation for sustainable cooperation.



## 4. Morality as Infrastructure

**Summary:** Moral collapse precedes institutional collapse. Morality is not bias, sentiment or belief; it is a type of civilizational infrastructure—the shared rules, expectations, and habits that make cooperation predictable.



# 4.1 Why Morality Is Infrastructure


Morality is the operating system of a community. It determines how people behave when no one is watching.

When shared morality weakens, institutions cannot function, because:

- People stop telling the truth.
- Obligations are ignored.
- Leaders become corruptible.
- Enforcement becomes selective.

Infrastructure can fail quietly before it fails visibly. Moral decay works the same way.

Once moral reciprocity collapses, no amount of police or policy can maintain order.



## 4.2 What Moral Collapse Looks Like

These warning signs appear before any formal institution collapses:

Increased tolerance for lying "when necessary."

Normalization of theft, fraud, or small-scale corruption.

Decline in shame associated with parasitism.


Rise of tribal favoritism ("rules for thee, not for me").

Rewarding people who are clever rather than honest.

Growing cynicism about fairness, justice, and leadership.

People begin to withdraw from participation in community life altogether, assuming engagement is pointless.


These trends appear before any formal institution collapses.



## 4.3 Moral Strength as Predictive Power

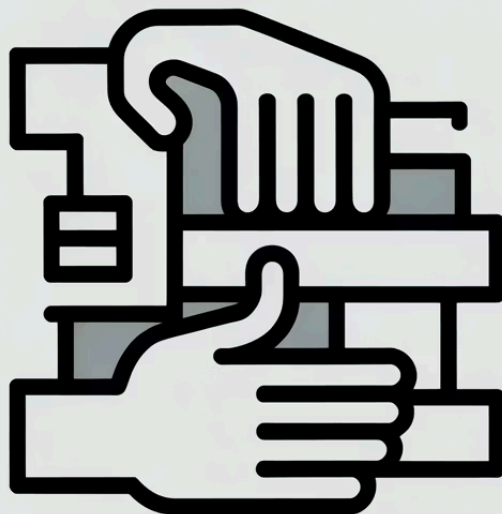
A morally reciprocal group:

- Makes decisions faster (because the rules are clear).
- Fights less internally.
- Earns trust from outsiders.
- Disciplines offenders early, preventing escalation.
- Becomes the natural authority during crises because others view them as fair, predictable, and safe.



## 4.4 How to Build Moral Infrastructure Daily


- Practice testimonial truth: speak only what you can defend.
- Reward reciprocity: praise and elevate those who keep their word.
- Correct violations early: small lies become big lies.
- Model sovereignty: take responsibility for your actions and outcomes.
- Nurture durable loyalties: families, crews, and working groups that trust each other under pressure.



## 4.5 Remove Chronic Violators Early

Removing chronic violators early is crucial for maintaining the moral infrastructure of a group:

- A single malicious or dishonest person can poison a group.
- Early removal is reciprocal: it protects those who uphold cooperative norms.
- Document your reasons; transparency prevents resentment.



# 4.6 Section Checklist — Morality as Infrastructure

Use this checklist to assess the moral health of your group:

## Truthfulness

Do members consistently tell the truth even when inconvenient?

## Fulfilling Obligations

Are obligations fulfilled without external pressure?

## Leadership Accountability

Are leaders held to the same moral standard as everyone else?

## Early Correction

Are small violations corrected early and proportionally?

## Reinforcing Reciprocity

Is reciprocity publicly praised and reinforced?

## Protecting Integrity

Are dishonest or disruptive members removed swiftly and lawfully?



# 5. Western Civilization's Survival Strategy

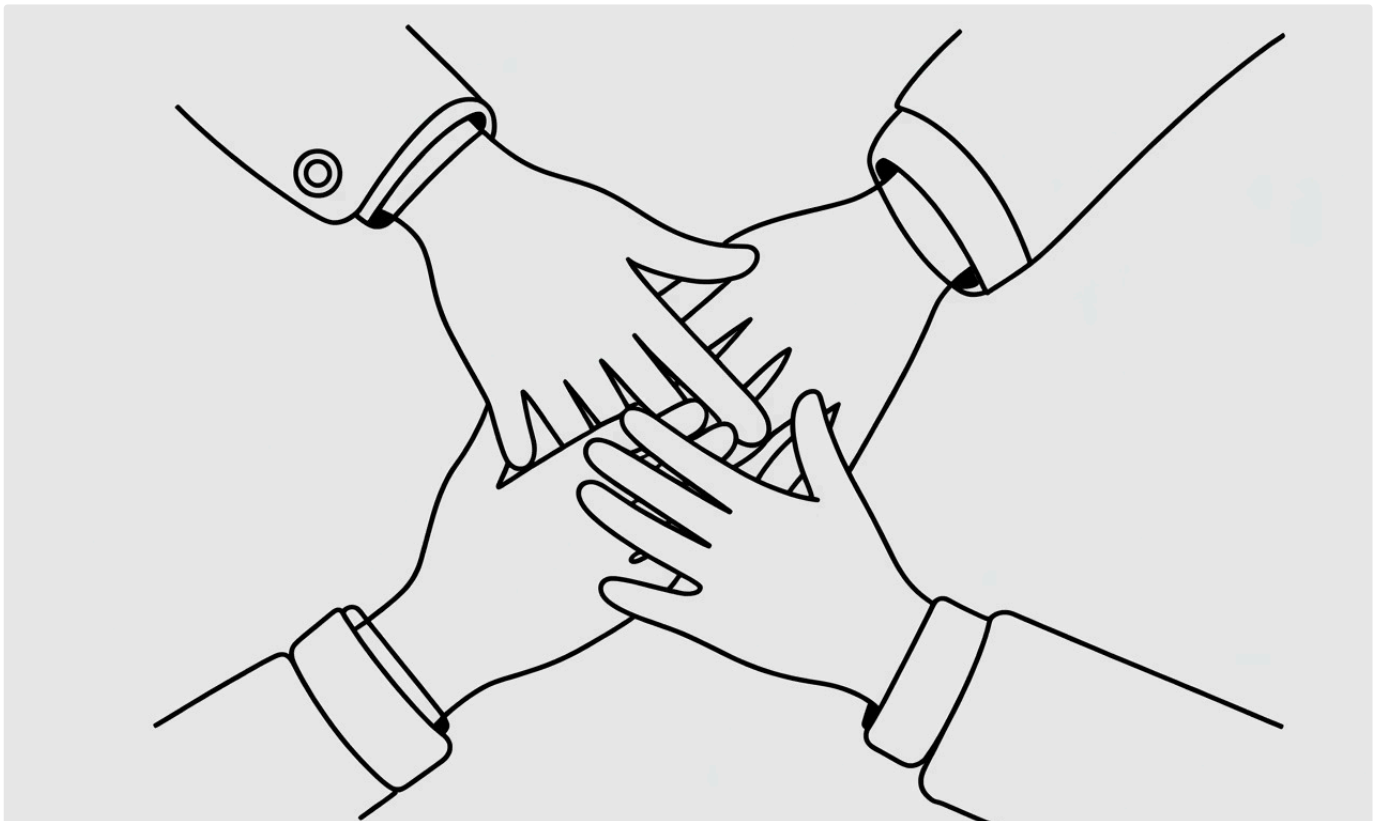
**Summary:** Western civilization survives by scaling cooperation through trust, and trust survives only when reciprocity is enforced predictably. This section explains why our civilizational model is uniquely powerful—and uniquely fragile—and what must be done to preserve it during breakdown.



# 5.1 The Core Insight: Cooperation Is Our Survival Strategy

Western civilization achieved unprecedented prosperity because we cooperate at scale.

- Cooperation multiplies human capability—but only when trust is high.
- High trust emerges from strict, impartial enforcement of reciprocity.
- When reciprocity is abandoned, trust collapses and cooperation contracts into tribalism.
- Small, high-trust societies with strong in-group preference consistently out-compete large, low-trust societies across history.



## 5.2 The Source of Our Fragility: Trust Requires Enforcement

Our system depends on predictable justice, not fear.


Trust is difficult to scale beyond personal relationships; durable institutions are what allow trust to extend across large populations. The larger the population the more sophisticated the institutions need to be.

When rules are not enforced, people shift from cooperation to self-protection.

The collapse of reciprocity causes:

- Breakdown of institutions.
- Rise of corruption and favoritism.
- Withdrawal from public participation.
- Fragmentation into tribes, gangs, or ideological factions.

The very thing that makes us strong—trust—is also what makes us vulnerable.



## 5.3 The Strategic Mandate: Enforce Reciprocity Early

To preserve Western order, a community must:


- Enforce reciprocity impartially.
- Punish parasitism proportionally.
- Reward reliability and contribution.
- Resolve disputes quickly and transparently.
- Protect and reward honest individuals so trust does not decay.

These actions maintain the moral and institutional infrastructure required for cooperation.



## 5.4 Practical Actions to Preserve the Strategy

- Identify trust-builders in the community (judges, mediators, honest merchants, skill-rich elders).
- Build rapid conflict-resolution mechanisms to prevent grudges and revenge cycles.
- Maintain transparent records of decisions, resources, and obligations.
- Visibly reward reciprocity—public praise, leadership roles, or responsibilities.
- Document and remove bad actors early, before they poison the group.



# 5.5 Section Checklist — Western Survival Strategy

Use this checklist to assess your community's adherence to the Western survival strategy:

## Enforce Reciprocity

Do you enforce reciprocity consistently?

## Trust in Dispute Resolution

Do members trust your dispute-resolution system?

## Remove Parasitic Actors

Do you remove parasitic actors early?

## Reward Contribution

Do you reward contribution publicly?

## Perception of Lawfulness

Do outsiders perceive your group as lawful, fair, and predictable?



# 6. Phase 0 — Pre-Collapse Preparation

Purpose: Build the social, moral, and material infrastructure before any breakdown.

## Social Infrastructure

Developing robust community ties and support networks.

## Moral Infrastructure


Establishing clear ethical standards and fostering trust within the group.

## Material Infrastructure

Securing essential resources, supplies, and self-sufficiency.

Everything that is hard, slow, or impossible to create during a crisis must be prepared now.

Phase 0 determines whether you will lead after collapse, or whether you will be ruled by those who prepared better.



# 6.1 Area Study — Know Your Battlespace

An area study is a living intelligence product. It identifies:

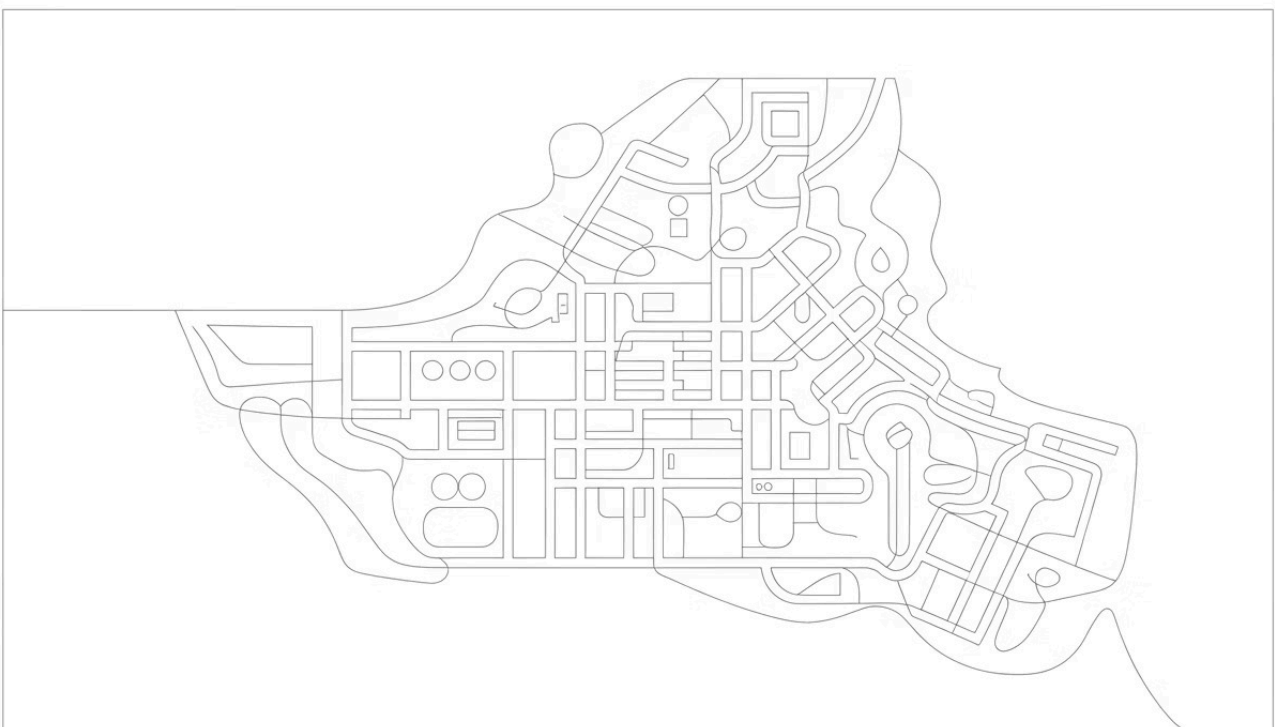
- Allies: lawful citizens, skilled trades, medical professionals, church leaders, business owners.
- Threats: gangs, predatory groups, corrupt officials, ideologues, unstable individuals.
- Critical Infrastructure: power, water, sanitation, hospitals, transport, communications.
- Human Terrain: population centers, cultural groups, influential families, community hubs.

## Key Questions:

- Do those enforcing order have ties to the community, or are they outsiders?
- Who will benefit most from restored order (store owners, property owners, families)?
- Who is running local institutions (churches, lodges, clubs, youth groups)?

## Deliverables:

- Area Study Dossier (updated quarterly)
- Neighborhood Intelligence Map
- Contact & Skills Roster



# 6.2 Leadership Cadre — The Civilian A-Team

A 7–10 person cadre functions as your command cell.

## Roles:

- Commander / Coordinator
- Intelligence & Communications Lead
- Logistics Lead
- Medical Lead
- Adjudicator / Justice Lead
- Liaison / Outreach Lead
- Defense Coordinator

## Principles:

- Selection based on willingness to lead, competence, temperament, and reciprocity.
- Every role has a documented backup.
- Cadre trains together monthly under stress.

## Deliverables:

- Leadership Cadre Template (roles, duties, backups)
- Succession Plan
- Training Schedule & Competency Log

## 6.3 Civilization Reboot Cache (CR Cache)

A hardened, waterproof, fire-resistant cache containing everything needed to restart lawful order.

### Contents:

- Core Documents: simple community constitution, covenant of reciprocity, restitution schedule, micro-court forms.
- Identification Tools: armbands, badges, symbols.
- Public Notices: laminated one-page rules, rally-point maps, aid station maps, trespass notices.
- ROE & Duty Cards: pocket-sized rules of engagement for defenders.
- Replication Tools: durable paper, laminator sheets, stamps/seals, USB archives.
- Distribution Kits: bundles ready to hand out to allies (covenant + ROE + posters).

### Deliverables:

- CR Cache Checklist
- Storage & Redundancy Plan



# 6.4 Outreach & Ally Development

Your pre-collapse relationships determine your post-collapse legitimacy.

## Tasks:

- Meet local officials, clergy, and business owners.
- Identify key personnel (hospital director, water plant engineer, electricians).
- Offer mutual benefit: security and cooperation in exchange for continuity of vital services.
- Maintain a simple, non-ideological narrative: "We are preparing lawful emergency responses."

## Deliverables:

- Outreach Packet (invitation letter, covenant, posters)
- Printed Contact Cards
- Ally Engagement Log



# 6.5 Section Checklist — Phase 0

Use this checklist to assess your Phase 0 preparation:

Have you completed a current area study?

Do you have a functioning leadership cadre with backups?

Is your CR Cache fully stocked and duplicated?

Do you have pre-established relationships with key community figures?

Are your public notices, ROE cards, and identification tools printed and stored?

Have you rehearsed roles and run quarterly drills?



# 7. Communication & Identification

Clear communication and recognizable identification are not just cosmetic features; they are foundational tools of legitimacy. In any collapse scenario, multiple groups will attempt to impose order.

## Clear Communication

Ensure messages are concise, understandable, and consistent across all channels.


## Visible Identification

Use distinct symbols, uniforms, or insignia to clearly identify your group.

## Predictable Messaging

Adhere to a consistent tone and content in all public statements and interactions.

The group that communicates clearly, visibly, and predictably becomes the de facto authority. Your appearance, symbols, and messaging signal whether you are seen as a lawful institution—or just another armed faction.



# 7.1 Why Communication and Identification Matter

- Legitimacy competes: When institutions falter, alternative authorities emerge. People follow the group that looks organized, predictable, and reciprocal. Make sure that is your group.
- Appearance conveys intent: A consistent symbol or color scheme signals that your group is disciplined and lawful rather than chaotic or predatory.
- Reduces fear and misunderstandings: Civilians under stress misinterpret ambiguity. Clear identification prevents panic, accidents, and unnecessary confrontations.
- Enables trust at scale: Recognizable symbols allow strangers to identify your group as providers of safety, justice, and aid.
- Supports lawful force: Identified defenders are distinguished from criminals or militias acting without accountability.



# 7.2 Communication Infrastructure

Your group must prepare pre-collapse the materials that cannot be improvised during a breakdown:

## **Laminated Public Notices:**

- Rally points
- Medical stations
- Aid distribution locations
- Curfew or safety advisories
- Emergency radio frequencies and channels

## **Community Posters:**

- "Approach Procedures"
- "Requesting Aid or Arbitration"
- "Trespass Policy and Restitution Rules"

## **Rapid-Distribution Flyers:**

- One-page instructions for the first 72 hours
- Directions for volunteers with critical skills
- Basic behavioral expectations under reciprocal law

## **Message Consistency Protocol:**

- Standard wording for notices and leaflets
- Internal approval process (even in crisis)
- Archiving of all public statements to build legitimacy over time

# 7.3 Identification Systems

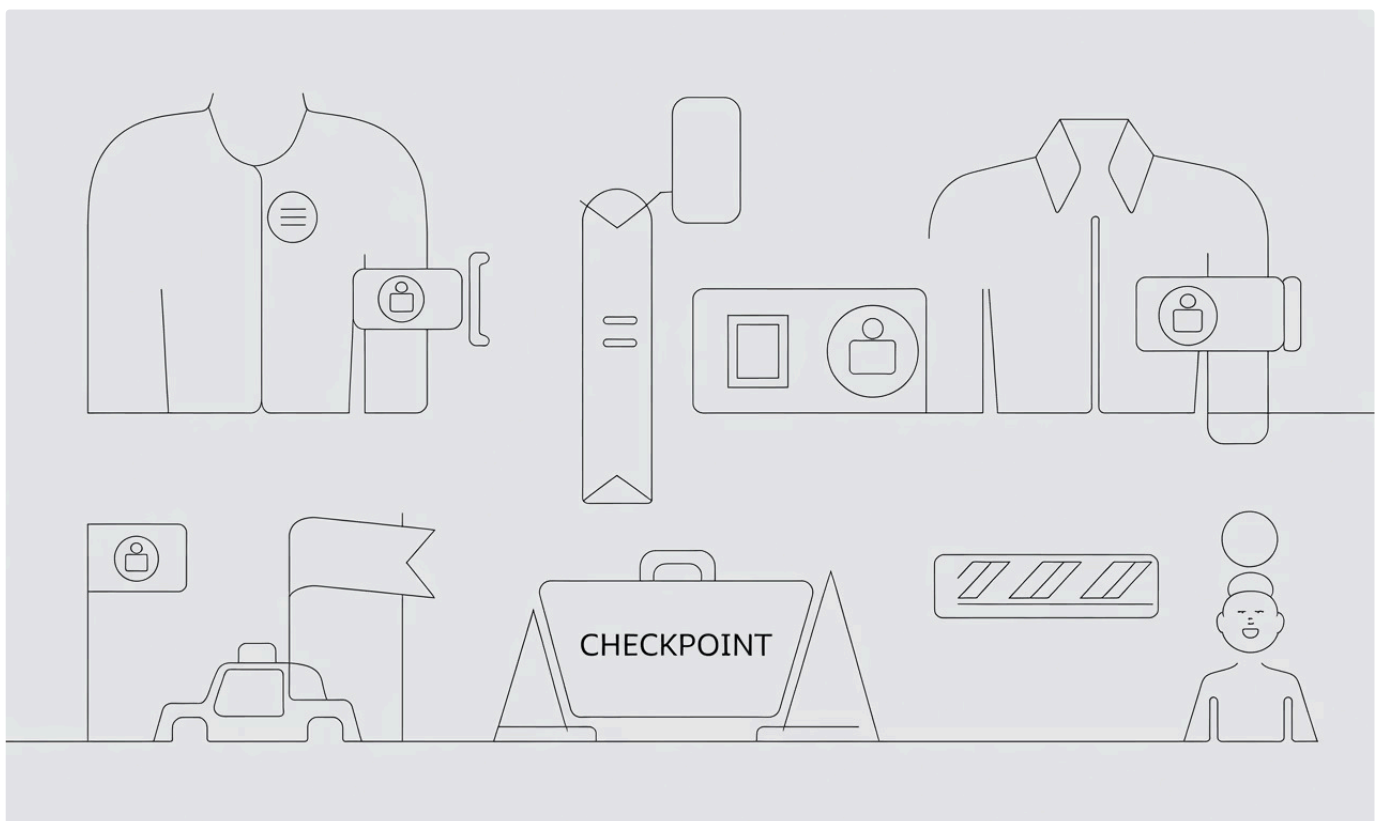
Identification must be consistent, visible, and transmit lawful intent.

## Examples:

- Armbands (bright color, unique emblem)
- Chest badges (embroidered or laminated)
- Vehicle markings (magnetic signs, painted symbols, flags)
- Checkpoint signage (matching colors and icons)

## Principles:

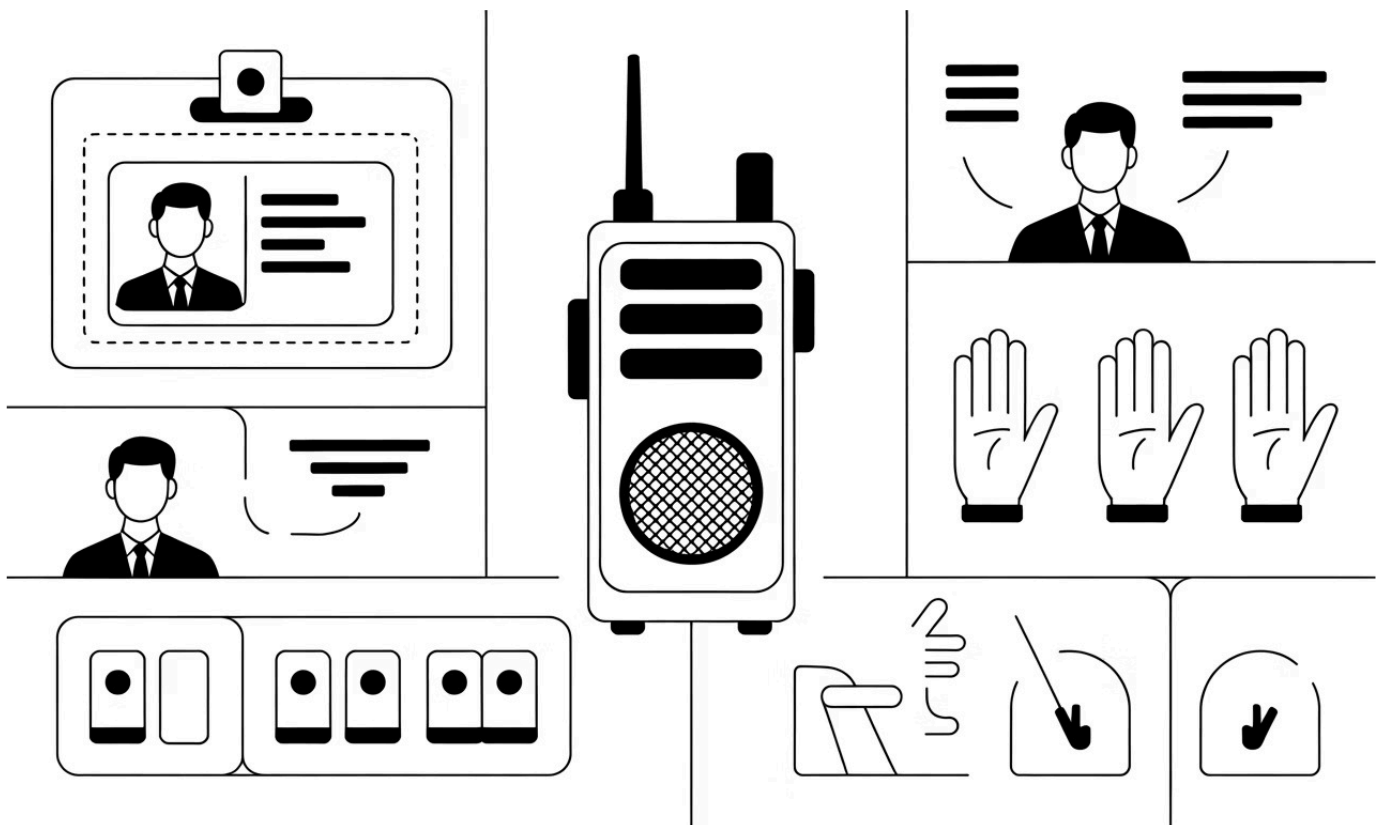
- Visibility: Identifiers should be recognizable from a distance.
- Simplicity: One icon, one color scheme, no ornamentation.
- Durability: Waterproof, tear-resistant, and mass-producible.
- Distribution: Pre-packed kits stored in the CR Cache.



# 7.4 Internal Signals & Coordination

To prevent friendly-fire incidents and confusion:

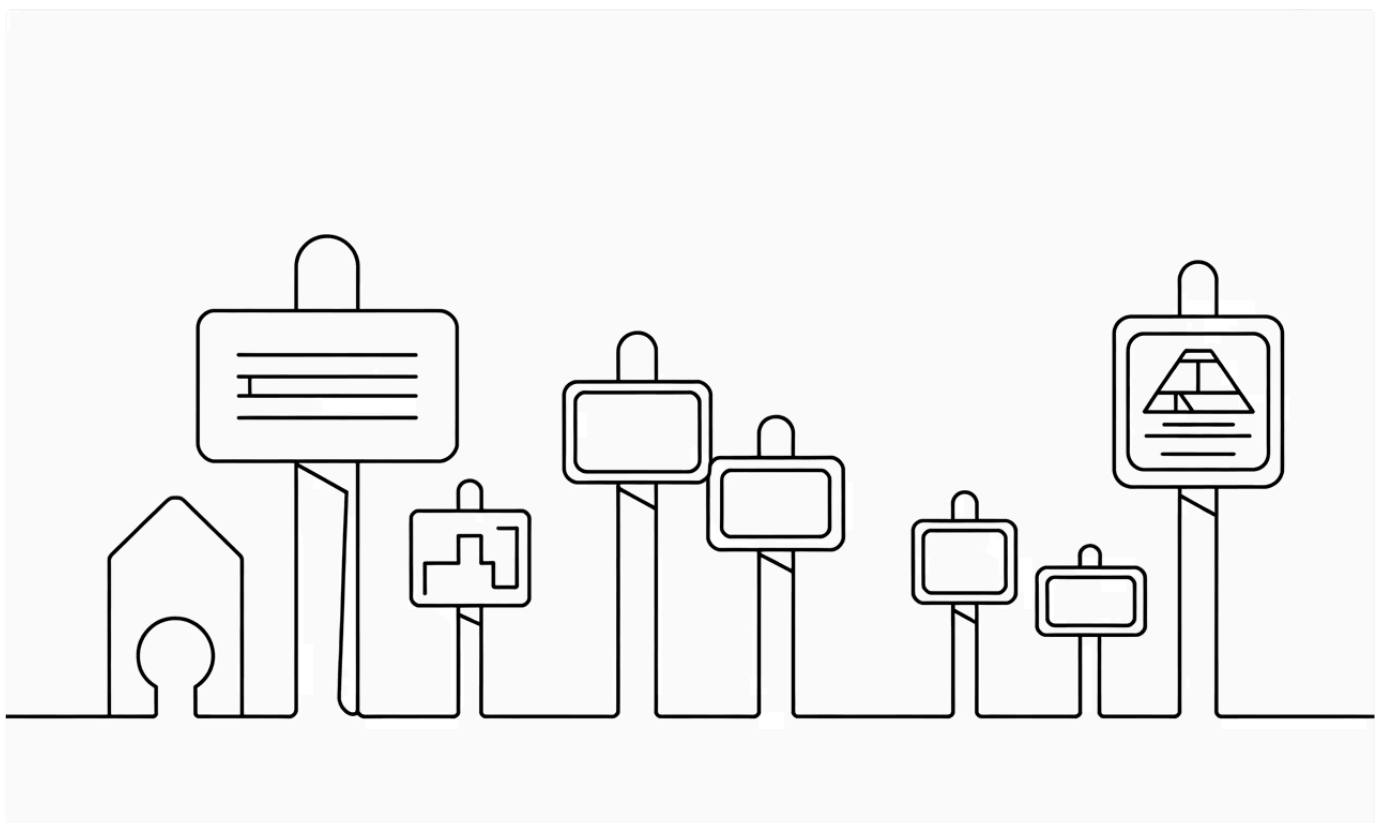
- Predefine hand signals, light signals, and radio call signs.
- Issue each cadre member a pocket identification card containing:
  - Name
  - Role
  - Authority (who delegated it)
  - Radio channel assignments
  - Emergency procedures
- Establish a two-channel system:
  - Public Channel (for announcements, civilians)
  - Operational Channel (restricted to cadre and defenders)



# 7.5 Public-Facing Legitimacy Tools

These are the items civilians will use to judge your lawfulness:

- Boundary Signs: "This Area Under Reciprocal Law. No Aggression Tolerated. Restitution Required."
- Market Notices: Times and rules for safe trade.
- Dispute-Resolution Notices: How to request mediation or file a claim.
- Aid Station Markers: Clear symbols for medical, water, and shelter areas.
- Pocket community constitution for distribution.
- Posted community laws.



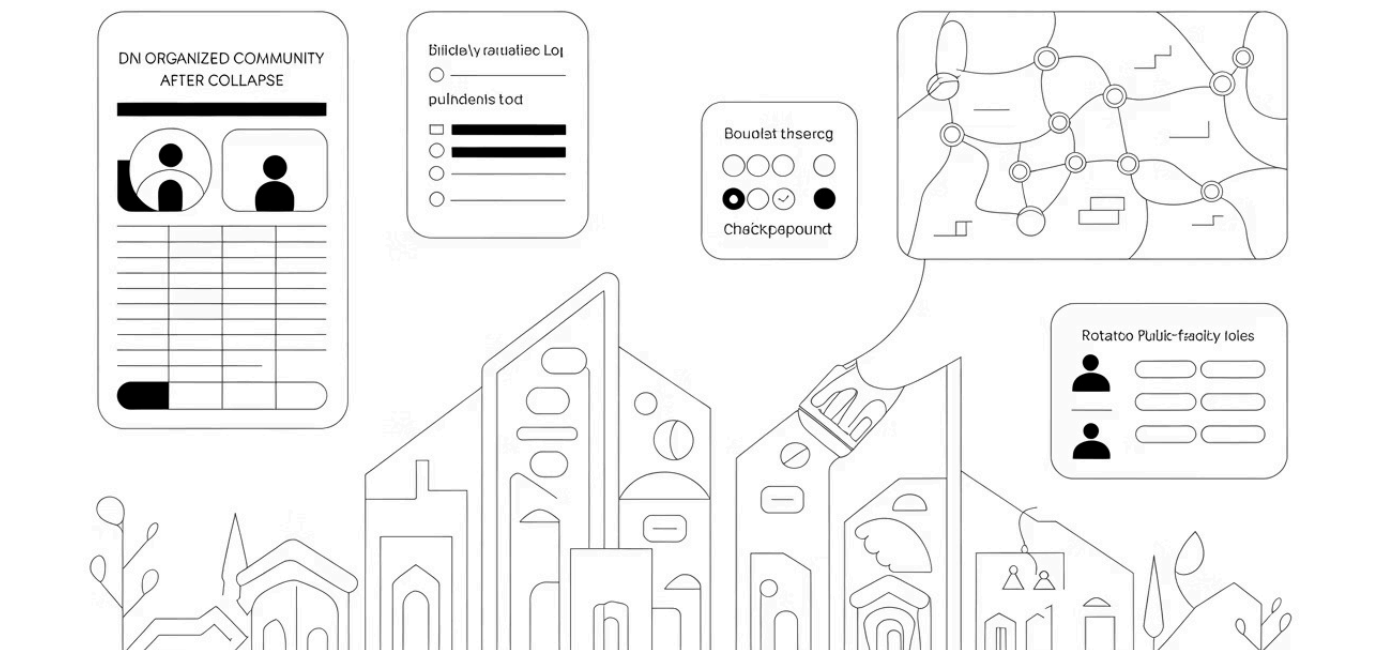
# 7.6 Pre-Collapse Deliverables

- Identification Kit (armbands, badges, patches)
- Public Notice Pack (laminated posters, flyers, templates)
- Communication Protocol Sheet (phrasing, formats, approval steps)
- Radio Plan (frequencies, call signs, backup channels)
- Crisis Message Book (pre-written announcements for first 72 hours)
- Distribution Cache (boxes pre-filled with notices and tape)



# 7.7 Post-Collapse Deliverables

- Daily Situation Report (posted publicly)
- Incident Transparency Log (summaries of disputes, resolutions)
- Updated boundary maps with checkpoints and safe corridors
- Rotation schedule for public-facing roles



# 7.8 Section Checklist — Communication & Identification

1

## Pre-Collapse

- Are identification materials printed and cached?
- Are public notices laminated and stored?
- Are radio channels, call signs, and protocols documented?
- Do cadre members carry ID cards?
- Are vehicle and checkpoint markings ready?

2

## During Collapse


- Are public notices posted at key intersections?
- Are defenders identifiable from a distance?
- Are civilians receiving consistent, clear messaging?
- Is ambiguity avoided in all communications?

3

## Post-Collapse (Weeks 1–4)

- Are daily reports posted and archived?
- Are boundary signs maintained and updated?
- Is identification standardized across all members?
- Is the messaging style building legitimacy, not provoking fear?

### PRE-COLLAPSE



### DURING COLLAPSE



### POST-COLLAPSE



# 8. Recruiting Allies

No community can restore order alone. Allies provide critical skills, enhance legitimacy, boost manpower, and ensure the continuity of essential services during and after a crisis. Recruitment efforts must ideally begin before any collapse and then accelerate immediately in its aftermath. The primary objective is not to achieve mass enrollment, but rather to forge selective, high-value alliances that effectively strengthen and expand the framework of reciprocal order.


## 8.1 Principles of Effective Ally Recruitment

- **Reciprocity first:** Offer potential allies concrete, tangible benefits such as enhanced safety, access to fair dispute resolution mechanisms, and opportunities for stable trade. This exchange is the foundation for their cooperation.
- **Competence over enthusiasm:** Prioritize individuals and institutions with proven skills and experience who can actively contribute to stabilizing critical community systems. Practical capability outweighs fervent, but untrained, eagerness.
- **Legitimacy through association:** Every respected ally who willingly joins your network serves as a powerful signal to others, affirming that your group is lawful, reliable, and committed to broad community welfare.
- **Redundancy matters:** Always secure at least two contacts within every critical domain. This safeguards against potential failures, absences, or compromises, ensuring continuity and resilience for the group.
- **Discretion:** Avoid publicly broadcasting your recruitment efforts. Instead, engage key individuals privately and respectfully, fostering trust and allowing for genuine, candid discussions about their potential role.



# 8.2 Who You Need to Recruit

Recruiting allies across five essential categories ensures a comprehensive and resilient network:



## Infrastructure Keepers:

- Water plant technicians
- Power company employees
- Wastewater operators
- Road and bridge maintenance crews
- Telecom technicians



## Medical & Emergency Personnel:

- Doctors, nurses, EMTs
- Pharmacists
- Retired medical specialists
- Clinic and hospital administrators



## Security & Governance Figures:

- Retired police or military personnel with community ties
- Volunteer fire departments
- School administrators
- Respected clergy or civic leaders



## Logistical & Economic Actors:

- Store owners and warehouse managers
- Farmers and food distributors
- Mechanics, electricians, welders
- People with trucks, heavy equipment, fuel resources



## Moral and Social Hubs:

- Church elders
- Long-standing neighborhood organizers
- Mentor figures trusted across families

Each of these groups possesses vital institutional memory, deep community trust, or specialized skills indispensable for ensuring post-collapse continuity and stability.



# 8. Recruiting Allies


## 8.3 How to Approach Potential Allies

- Begin with an emphasis on mutual benefit, rather than ideological alignment.
- Present a simple, clear narrative: "We are preparing lawful emergency responses so the community is never leaderless."
- Utilize professional, pre-printed outreach packets to demonstrate professionalism and legitimacy.
- Offer clear roles that directly align with their existing expertise and capabilities.
- Emphasize that cooperation is voluntary, lawful, and based on principles of reciprocity.
- Document their willingness to cooperate discreetly and respectfully.



# 8.4 Tools That Increase Recruitment Success


- **One-page Covenant of Reciprocity:** A simple, apolitical document outlining mutual responsibilities and benefits, easy for allies to understand and sign.
- **Contact Cards:** Small, laminated cards detailing names, roles, and communication channels for quick reference.
- **Introductory Folder:** Includes a compact overview, Rules of Engagement (ROE) card, simple operational rules, and a contact roster for the core team.
- **CR Cache Starter Kits:** Pre-packaged bundles of essential materials and information that allies can store and replicate for their own preparedness.
- **Quarterly Meetups or Tabletop Exercises:** Regular, low-stakes interactions to build familiarity, trust, and practical coordination skills among allies.



# 8.5 Post-Collapse Recruitment

After a collapse, recruitment shifts from initial persuasion to focused activation of pre-existing relationships:

- Deliver pre-printed notices directly to allies' homes or workplaces, confirming activation and initial instructions.
- Offer immediate integration into established communication channels, ensuring rapid information flow.
- Provide safety escorts for critical workers to ensure their secure movement to essential locations.
- Formally recognize their role with clear identification and authority cards, solidifying their legitimacy.
- Make early, public demonstrations of competence and effective response to reduce hesitation and build confidence among the broader population.



## 8.6 Avoiding Recruitment Pitfalls

- **Do not recruit unstable individuals:** Even if highly skilled, unstable individuals can jeopardize the group's integrity and mission.
- **Do not promise what you cannot deliver:** Maintain credibility by only making realistic commitments to potential allies.
- **Do not recruit those expecting favoritism:** Ensure all allies understand and accept the principle of equal application of reciprocal law.
- **Do not centralize all knowledge:** Spread critical information and responsibilities across multiple individuals to build resilience.
- **Avoid ideological labels:** Keep the framing strictly practical, lawful, and focused on community stability and reciprocal order.



# 8.7 Section Checklist — Recruiting Allies

## Preparation:

- Have you mapped essential community roles and identified key individuals by name?
- Do you have professional, pre-printed outreach packets and contact cards ready?
- Is there a clear, concise narrative prepared for explaining your group's mission to potential allies?

## Engagement:

- Have you initiated contact with key infrastructure, medical, and civic figures in your community?
- Have you identified individuals who possess strong community trust and influence?
- Are all ally commitments discreetly and accurately documented for future reference?


## Post-Collapse Activation:

- Can you reliably contact all identified allies within the crucial first 24 hours of a collapse event?
- Are identification kits, including armbands and authority cards, pre-positioned and ready to issue immediately?
- Are roles and expectations for each ally clearly pre-written and understood?

## Sustainment:

- Are allies actively included in periodic drills, planning sessions, or community updates?
- Do you maintain critical redundancy in every essential domain to prevent single points of failure?

If these checkpoints are not consistently met, your group's ability to effectively scale lawful order and maintain community stability will be severely limited.



# 9. Neutralizing Opposition

In any scenario where established rule of law breaks down, opposition inevitably emerges. This opposition, however, is not monolithic; it presents in two broad categories: **hostile actors** who actively seek to exploit disorder, and **skeptical actors** who are lawful but unconvinced by emerging authorities. Each category demands a distinct approach for effective stabilization.

The overarching objective is the lawful neutralization of genuine threats and the conversion or de-escalation of skeptics, ensuring they do not impede efforts to restore order. This critical process commences long before any societal breakdown and continues throughout all post-collapse phases.



# 9.1 Types of Opposition

Understanding the nature of opposition is the first step toward effective management.

## Hostile / Antagonistic Opposition

This group includes criminal syndicates, opportunistic individuals, predatory gangs, ideological extremists, and corrupt officials—anyone who benefits from the absence of law or actively profits from predation. They are not amenable to reason or conversion.

- **Act parasitically** and impose costs without consent, viewing others as resources to be exploited.
- **Exploit fear, chaos, and moral collapse** to consolidate power or wealth.
- **Seek to intimidate or delegitimize** any emerging lawful authorities that threaten their illicit gains.
- Are often **armed, organized, or politically connected** from pre-collapse structures.

These groups are not candidates for conversion and should not be engaged in prolonged reasoning. They must be contained, exposed, isolated, or expelled through lawful, reciprocal means, prioritizing community safety and stability.

## Non-Antagonistic / Skeptical Opposition

This category encompasses ordinary citizens, local officials, or community groups who harbor doubts about intentions, dislike new authorities, or simply prefer inaction due to fear or uncertainty. They are risk-averse, not inherently malicious.

- **Risk-averse** and cautious, prioritizing personal and family safety above all.
- **Fearful of overreach** or vigilantism from any new power structure.
- **Concerned about legitimacy, optics, or fairness** in the application of new rules.
- Often **persuadable** once they witness order being effectively and justly restored.

These individuals are potential allies—or at the very least, neutral parties—if approached with transparency, empathy, and a clear demonstration of competence and adherence to Natural Law.

## 9.2 Principles for Neutralizing Opposition

Adherence to foundational principles ensures that neutralization efforts enhance, rather than diminish, long-term legitimacy and stability.

- **Reciprocity First:** Never act outside Natural Law. All actions must be defensible, transparent, and proportional, demonstrating a commitment to fair and equal treatment for all.
- **Legitimacy Over Force:** Competence, fairness, and consistency in applying rules weaken hostile actors more effectively than aggression alone. Trust is a more potent weapon than coercion.
- **Distinguish Critics from Predators:** Lawful critics can be reasoned with and integrated. Predators, who actively cause harm, must be isolated and neutralized through legal and proportional means.
- **Documentation Protects You:** Record every interaction, agreement, threat, and outcome. Publish summaries for transparency, building a credible record that defends against accusations and reinforces legitimacy.
- **Visible Predictability:** Consistent rules and predictable conduct deprive criminals of public sympathy and encourage skeptics to cooperate. A stable, just system is inherently attractive.
- **De-escalation is a Strategic Asset:** Every conflict avoided increases legitimacy and preserves precious manpower and resources. Prioritize peaceful resolutions where possible, focusing force only where necessary.



# 9.3 Methods for Handling Skeptical Opposition

Skeptical individuals should be approached with inclusion, clarity, and a consistent demonstration of competence and good governance.

- **Invite them** to open assemblies and community forums, providing a platform for their concerns.
- **Share transparent summaries** of decisions, disputes, and restitutions, proving accountability.
- **Provide them with laminated copies** of established rules, notices, and codes of conduct for clear reference.
- **Offer them non-threatening roles** such as messaging, aid distribution, or logistics support to foster a sense of ownership.
- **Address their concerns** openly and without defensiveness, showing respect for their perspective.
- **Demonstrate consistent fairness** in dispute resolution, building trust through action.
- **Avoid ideological language**; emphasize practical benefits like reciprocity, community safety, and stability.

The ultimate goal is to move skeptics from active resistance to neutrality, and ideally, towards active cooperation, transforming them into valuable community stakeholders.



# 9.4 Methods for Neutralizing Hostile Opposition

For genuinely hostile actors, the focus must shift to containment, exposure, and lawful constraint to protect the community and establish legitimate authority.

- **Document every hostile act meticulously** (time, location, witnesses, nature of offense) for evidentiary purposes.
- **Publicize restitution requirements** for crimes, making the cost of predation clear to all.
- **Establish secure perimeters** to limit their movement and influence, containing their disruptive reach.
- **Escort troublemakers out of key public spaces** like markets or common areas, removing their ability to sow discord.
- **Break their influence** by providing superior, more reliable alternative services (security, mediation, trade) that they previously monopolized.
- **Build alliances with neighbors and other groups** who have also suffered from the same hostile actors, creating a unified front.
- **Create predictable, impartial punishment** for parasitic behavior, ensuring that law-breaking is high-risk and unprofitable.
- **Utilize lawfare:** leverage existing legal processes, documentation, third-party authorities, and public records to constrain hostile actors without direct confrontation, if applicable.
- **Avoid unnecessary conflict** and respond only when direct aggression or violation of Natural Law occurs, preserving resources and legitimacy.


The goal is to make predation high-risk, unprofitable, and publicly condemned, without escalating into cycles of revenge that undermine the very order being restored.

## 9.5 Divide, Isolate, and Redirect

Many forms of opposition can be effectively neutralized by subtly redirecting incentives and energies. This involves transforming potential detractors into constructive contributors or at least, occupied non-threats.

- **Offer labor tasks or community projects** to occupy potential troublemakers, giving them a constructive outlet for their energy.
- **Create community projects** that absorb idle individuals, particularly young men, preventing them from gravitating towards destructive activities.
- **Give skeptics clear, meaningful tasks** that align with their skills, increasing their sense of ownership and investment in the community's success.
- **Channel grievances into structured dispute-resolution processes**, validating their concerns while maintaining order and fairness.

This strategy is not about manipulation but reciprocal redirection—reducing the number of individuals with the energy and motivation to obstruct stability, while increasing their stake in a functional community.



# 9.6 When to Remove an Actor Entirely

The decision to formally exclude or expel an individual or group is a grave one, reserved for situations where their presence fundamentally threatens the safety, legitimacy, or stability of the community.

They repeatedly violate reciprocity and the foundational principles of Natural Law, despite warnings.

They ignore lawful warnings and instructions from legitimate authorities.

They attempt to undermine safety or legitimacy through overt acts of sabotage, defamation, or incitement.

They act parasitically even after restitution has been demanded and enforced.

Their presence demonstrably provokes widespread instability or fear among the populace.

Removal must always be thoroughly documented, witnessed, and proportional to the offense. Publicly noting the exclusion protects the emerging authority from reputational or legal blowback if the expelled individual later engages in criminal or destructive behavior. Transparency ensures that the community understands the rationale for separation and does not associate future misconduct with the organization dedicated to restoring order.



# 9.7 Section Checklist — Neutralizing Opposition

A strategic and ethical approach to managing opposition is critical for securing a stable future. Use this checklist to evaluate your preparedness and actions.


- **Skeptical Opposition:**
  - Have you accurately identified non-malicious critics separately from true predators?
  - Have you proactively shared transparent information and invited open dialogue to address their concerns?
  - Are skeptics being offered non-threatening roles to foster inclusion and reduce friction?
  - Are community fears and uncertainties being addressed directly and empathetically?
- **Hostile Opposition:**
  - Are hostile actors thoroughly documented and continually monitored for their activities?
  - Are their parasitic incentives being disrupted lawfully through controlled markets, impartial mediation, or established boundaries?
  - Is force used only proportionally and strictly in response to aggression or direct violations of law?
  - Are public summaries of incidents and their resolution posted to maintain legitimacy and inform the community?
- **Overall Outcomes:**
  - Have you successfully reduced the number of active opponents through a combination of strategies?
  - Are hostile actors effectively isolated from the general population and critical resources?
  - Is the legitimacy of your emerging authority rising as conflict decreases and stability improves?

A failure to consistently meet these checkpoints will severely limit your group's ability to effectively establish lawful order and maintain community stability.



# 10. Post-Collapse Phases Overview

This section provides a detailed, step-by-step roadmap for rebuilding lawful order after a severe societal breakdown. Each phase is designed to build on the legitimacy and infrastructure established in preceding stages, ensuring a structured and effective restoration process.



# 10.1 The Structure of Post-Collapse Recovery

Restoration proceeds through seven sequential phases, transitioning from immediate survival to structured governance. Each phase has clear objectives, required institutions, and defined deliverables, preventing improvisation and ensuring that critical steps are not overlooked during high-stress situations.



## Phase 1: Immediate Survival & Security

Focus on securing basic necessities like food, water, and shelter, while establishing initial security perimeters and addressing immediate threats to life and limb.



## Phase 2: Basic Infrastructure Restoration

Initiate efforts to restore critical infrastructure, including communication networks, essential transportation routes, and rudimentary power and water systems to support human habitation and movement.



## Phase 3: Community & Local Governance Establishment

Form interim local leadership structures, organize community councils, and begin establishing basic administrative functions to coordinate recovery efforts and allocate resources.



## Phase 4: Economic Stabilization & Resource Allocation

Re-establish local markets, food production, and fair distribution systems. Encourage resource sharing and initial forms of trade to stabilize the local economy and prevent hoarding.

Continued on next page...

# 10.1 The Structure of Post-Collapse Recovery (Continued)

Restoration proceeds through seven sequential phases, transitioning from immediate survival to structured governance. Each phase has clear objectives, required institutions, and defined deliverables, preventing improvisation and ensuring that critical steps are not overlooked during high-stress situations.



## Phase 5: Justice & Law Enforcement Re-establishment

Re-establish fair judicial processes, law enforcement agencies, and penal systems to ensure accountability, resolve disputes, and deter criminal behavior, rebuilding trust in the rule of law.




## Phase 6: Education & Social Reconstruction

Initiate efforts to restore educational institutions, cultural programs, and social support networks to foster community cohesion, knowledge transfer, and the long-term well-being of the populace.



## Phase 7: Regional Integration & Higher Governance

Work towards integrating local communities into broader regional structures, establishing higher levels of governance, and forming external relationships to ensure collective security, economic stability, and diplomatic representation.



# Phase I — Immediate Stabilization & Tactical Control (Day 1–3)

This initial phase is critical for halting the immediate descent into chaos, preventing further predation, and establishing a foundational level of security. The objective is to create a safe enough environment for more structured institution-building to begin, demonstrating immediate effectiveness and legitimacy to the populace.

## Key Tasks



---

### Deploy Rules of Engagement (ROE)

Ensure disciplined and proportional force application.



---

### Establish Visible Identification

Distinguish defenders and personnel from threats.



---

### Secure Critical Choke Points

Control movement and prevent disruption at key locations.



---

### Post Public Notices

Outline basic safety guidelines and rally-point maps for community awareness.



---

### Compile Daily Situation Reports (SITREP)

Track incidents, resources, and personnel movements.



# Phase I — Immediate Stabilization & Tactical Control (Day 1–3)

## Institutions



### Cadre Command Cell

Small, agile for rapid decision-making and coordination.



### Rapid Signals/Communication Team

Maintain essential communication links.



### Immediate Patrol Rotations

Ensure constant presence and security coverage.

## Deliverables



### Incident Log

A comprehensive record detailing all security events.



### Boundary Map

A clear map defining secured areas.



### Public Safety Notice

Distributed widely to inform the community.

# Phase II — Internal Order & Sovereignty (Day 4–14)

Following the initial stabilization, Phase II focuses on establishing the core legal and organizational frameworks that will prevent internal strife and foster a cohesive community. This phase is crucial for transitioning from a survival mindset to one of cooperative rebuilding, ensuring that the nascent society operates under clear, predictable rules.

The objective here is to **\*\*establish predictable internal law\*\*** so the group does not fracture. Without a recognized and enforced legal structure, even a temporarily secured community risks internal collapse due to disputes over resources, justice, and authority.

## Key Tasks

01

---

### Activate micro-court:

Implement a basic system with adjudicators and a due-process protocol to resolve disputes fairly and swiftly, reinforcing trust in impartial justice.

02

---

### Establish restitution tables:

Define clear and publicly known guidelines for compensating victims of theft, damage, and assault, replacing vigilantism with structured justice.

03

---

### Create transparent supply and

**resource ledgers:** Maintain open records of all communal assets and their allocation to prevent corruption, build accountability, and ensure fair distribution.

04

---

### Formalize militia duties and accountability:

Clearly outline the roles, responsibilities, and chain of command for security forces, ensuring they act within the established legal framework.

05

---

**Hold daily assemblies:** Conduct regular community meetings to provide updates, set expectations, address concerns, and involve citizens in the governance process, fostering collective ownership.

Continued on next page...

# Phase II — Internal Order & Sovereignty (Day 4–14)

To establish predictable internal law and prevent the group from fracturing, the following institutions and deliverables are crucial:

## Institutions



### Proto-court

A rudimentary judicial body responsible for dispute resolution and upholding the emerging laws.



### Logistics & ledger office

The administrative hub for managing resources, tracking supplies, and ensuring transparent record-keeping.



### Internal militia command

The organized leadership structure for maintaining security, enforcing laws, and protecting the community.

## Deliverables



### Internal Charter

A foundational document outlining the community's laws, rights, and responsibilities, distributed to all members.



### Daily transparency reports

Publicly accessible summaries of resource movements, court decisions, and security incidents, promoting openness.



### Restitution schedule

A posted document detailing compensation guidelines for various offenses, ensuring predictable justice.

# Phase III — Defensive Perimeter & Visibility (Week 2–4)

Following the establishment of internal order and sovereignty, Phase III focuses on securing the community from external threats while simultaneously communicating its lawful and organized nature to neighboring groups. The objective is to prevent outside aggression, demonstrate clear intent, and build a reputation for stability and predictable conduct. This proactive approach aims to make the community both safe from predation and an attractive partner for future regional interactions, laying the groundwork for broader stability.

## Key Tasks

01	02	03
<hr/> <b>Mark Territory with Perimeter Signs</b> <p>Clearly define the community's boundaries with visible, lawful perimeter signs that communicate rules, intentions, and safety guidelines to both residents and outsiders.</p>	<hr/> <b>Establish Checkpoints</b> <p>Implement controlled entry and exit points with predictable procedures and consistent protocols for all interactions, ensuring security while maintaining transparency.</p>	<hr/> <b>Create Safe Corridors</b> <p>Designate secure routes for trade and aid, facilitating the movement of goods and assistance between communities and fostering regional stability and cooperation.</p>
04	05	
<hr/> <b>Publish External-Relations Bulletin</b> <p>Regularly inform neighboring groups of the community's status, intentions, and policies through a weekly bulletin to reduce misunderstandings and build trust.</p>	<hr/> <b>Track External Contacts</b> <p>Maintain detailed records of all interactions with external parties in a visibility log, providing valuable intelligence and ensuring accountability for all engagements.</p>	

# Phase III — Defensive Perimeter & Visibility (Week 2–4)

## Institutions



### Perimeter Patrol Unit

Responsible for continuous monitoring and securing of the defined boundaries, acting as the community's first line of defense against external threats.



### Trespass Resolution Board

A dedicated body established to address and fairly resolve incidents of unauthorized entry or border disputes with clear, published guidelines.

## Deliverables



### Patrol Schedule

A documented and regularly updated plan for continuous perimeter monitoring and security presence.



### Boundary Signage

Physical markers and signs clearly indicating the community's boundaries, rules, and points of contact.



### Safe-Corridor Map

A visual representation of designated secure routes for external transit, trade, and aid, distributed to key external contacts.

# Phase IV — Reciprocal Diplomacy with Neighbors (Month 1–3)

Following the establishment of internal order and a defensive perimeter, Phase IV shifts the community's focus outward. The objective during this period is to actively engage with neighboring groups to build trust networks, establish peaceful coexistence, and avoid isolation in the broader post-collapse landscape. This phase is critical for turning potential adversaries into reliable partners, fostering collective security, and opening pathways for resource trading and mutual support through diplomacy rather than constant vigilance.

## Key Tasks

01

---

### **Draft one-page Neighbor's Compact using reciprocity.**

Develop a concise, mutually beneficial agreement outlining shared principles, responsibilities, and expectations for interaction, emphasizing reciprocal support and non-aggression to ensure mutual benefit.

03

---

### **Establish mediation protocol for disputes.**

Implement a clear, impartial process for resolving disagreements between communities, preventing escalation and promoting peaceful resolution based on established guidelines accepted by all parties.

02

---

### **Create cross-group communication channels.**

Establish reliable and secure methods for inter-community communication, such as designated radio frequencies or trusted messenger routes, ensuring rapid information exchange, coordination, and dispute de-escalation.

04

---

### **Hold neutral-ground market days.**

Organize regular, secure gatherings at designated neutral locations for trade, social interaction, and cultural exchange, fostering economic ties and reducing inter-group tensions by creating shared positive experiences.

# Phase IV — Reciprocal Diplomacy with Neighbors (Month 1–3)

Building on internal stability and a secure perimeter, Phase IV is dedicated to proactive diplomacy with external groups. The core objective is to cultivate trust and establish mutually beneficial relationships, moving from a stance of cautious vigilance to one of active cooperation. This strategic outreach is crucial for ensuring long-term community survival, reducing conflict, and creating a network of allies for collective security and resource exchange in a post-collapse environment.

## Institutions



### Liaison Office

A dedicated department responsible for establishing and maintaining formal communication channels with neighboring communities, managing diplomatic exchanges, and facilitating inter-group discussions.



### Inter-group Mediation Board


An impartial body composed of trusted individuals from various communities, tasked with arbitrating disputes, resolving conflicts, and ensuring fair application of agreed-upon protocols between groups.

## Deliverables




### Signed Compacts

Formal agreements with neighboring communities outlining shared principles, responsibilities, trade parameters, and mutual aid protocols, serving as foundational documents for peaceful coexistence.



### Market Announcements

Regularly published notices detailing available goods, services, and trade opportunities within the community and with partners, fostering economic exchange and resource distribution.



### Monthly Diplomacy Summaries

Detailed internal reports summarizing all inter-community engagements, including successes, challenges, and upcoming diplomatic initiatives, ensuring transparency and strategic alignment.

# Phase V — Federation of Reciprocal Groups (Month 3–6)

Building upon established internal stability and successful reciprocal diplomacy, Phase V marks a pivotal transition from isolated, independent communities to a cohesive regional legal order. The objective is to transcend individual community interests and forge a unified federation of reciprocal groups. This phase focuses on formalizing cooperation, standardizing legal frameworks, and creating shared governance structures to ensure collective security, economic prosperity, and long-term peace across a broader area. It is a critical step towards re-establishing a larger-scale rule of law.

## Key Tasks

01

---

### **Draft and ratify a regional Charter of Reciprocity.**

Develop a foundational document that outlines the shared values, mutual obligations, and mechanisms for inter-community cooperation, defense, and resource allocation. Ratification by all participating communities is crucial for its legitimacy and binding power.

03

---

### **Create federated militia rules and joint patrols.**

Unify defense efforts by developing common operational procedures, training protocols, and command structures for inter-community militia forces. Implement regular joint patrols to secure borders and respond collectively to regional threats.

02

---

### **Standardize restitution schedules across communities.**

Establish a common framework for justice and reparations for offenses that cross community boundaries or involve members of different groups. This ensures fairness, predictability, and reinforces the principle of reciprocity in all legal matters.

04

---

### **Form a regional council to coordinate policy.**

Establish a governing body composed of representatives from each federated community. This council will be responsible for overseeing the implementation of the Charter, mediating disputes, and formulating region-wide policies on trade, security, and resource management.

# Phase V — Federation of Reciprocal Groups (Month 3–6)

Phase V transitions independent communities into a cohesive regional legal order. The objective is to unify reciprocal groups by formalizing cooperation, standardizing legal frameworks, and establishing shared governance. This ensures collective security, economic prosperity, and lasting peace, re-establishing broader rule of law.

## Institutions




### Federated Council

Central body with delegates from each community. Responsible for strategic planning, policy coordination, and fostering inter-group collaboration on regional matters like defense, trade, and resources.



### Joint Court of Restitution

Independent judicial body to adjudicate cross-community disputes and standardize restitution. Ensures fairness and upholds reciprocity throughout the federation.



### Federated Militia Command

Unified command for collective defense, coordinating joint training, resource allocation, and force deployment. Ensures regional security, addresses external threats, and maintains internal stability.

## Deliverables



### Federation Charter

Foundational legal document, ratified by all communities. Outlines principles, structure, rights, and obligations, serving as the constitution for the regional legal order.



### Council Proceedings Digest

Regularly published summaries of Federated Council meetings, decisions, and policy implementations. Ensures transparency, accountability, and provides an accessible historical record.



### Regional Market Schedule

Coordinated calendar detailing dates, locations, and specializations of inter-community market days. Facilitates efficient trade, promotes economic interdependence, and strengthens social bonds.

# Phase VI — Transition to Restored Rule of Law (Month 6–12)

Building upon the federated structure established in Phase V, Phase VI focuses on solidifying the foundations of a new, sustainable legal order. The objective is to transition from an emergency-response framework to a formalized system of governance, enshrined in a constitutional document and supported by scalable administrative institutions. This phase is crucial for ensuring the long-term stability, prosperity, and legitimacy of the restored rule of law, moving towards a permanent and adaptable societal structure.

## Key Tasks

01

---

### **Draft a Natural Law Constitution.**

Develop and ratify a foundational constitution based on Natural Law principles, establishing the framework for rights, responsibilities, and the structure of governance. This document will serve as the supreme law, ensuring consistency and legitimacy across the federated communities.

03

---

### **Formalize Taxation/Contribution Systems.**

Implement transparent and equitable systems for community contributions, whether through labor, resources, or a standardized currency. These systems will fund essential public services, infrastructure, and collective defense, ensuring shared responsibility and economic stability.

02

---

### **Create a Civic Registry of Reciprocal Participants.**

Establish a comprehensive system for registering all citizens who actively uphold the principles of reciprocity and Natural Law. This registry is vital for identifying those eligible for civic participation, holding office, and benefiting from community resources, reinforcing shared commitment.

04

---

### **Establish Administrative Offices for Records, Courts, and Defense.**

Build out the necessary bureaucratic infrastructure to support the new legal order. This includes offices for maintaining vital records, administering justice through a formalized court system, and coordinating defense efforts, ensuring efficient and accountable governance.

# Phase VI — Transition to Restored Rule of Law (Month 6–12)

Building on Phase V's federated structure, Phase VI solidifies a new, sustainable legal order. It transitions from an emergency framework to formalized governance, enshrined in a constitutional document and supported by scalable administrative institutions. This phase is crucial for long-term stability, prosperity, and legitimacy of the restored rule of law.

## Institutions




### Constitutional Assembly

A democratically constituted body from all federated communities, tasked with drafting and ratifying the Natural Law Constitution, ensuring broad legitimacy.



### National Court of Reciprocity

The supreme judicial authority interpreting the Constitution and ensuring consistent Natural Law application across all federated territories. It serves as the final arbiter for appeals and sets legal precedents.



### Public Treasury

A central financial institution managing collective resources, overseeing contributions, and allocating funds for public services, infrastructure, and defense, ensuring fiscal transparency.

## Deliverables



### Natural Law Constitution

The codified supreme law, establishing fundamental rights, responsibilities, government structure, and principles for all legal and societal interactions, rooted in Natural Law.



### Citizen Certificates

Official identity documents for registered Civic Registry participants, verifying commitment to reciprocity and Natural Law, granting civic rights and responsibilities.



### Judicial Digest

A regularly updated compilation of significant legal rulings, interpretations, and precedents from the National Court of Reciprocity, ensuring transparency and uniform justice application.

# Phase VII — Public Works, Contributions & Elections (Month 12+)

With a federated structure firmly established, Phase VII marks a critical juncture for long-term stability and sustainable growth. The objective shifts towards systematically rebuilding public infrastructure, institutionalizing civic participation through transparent contribution systems, and solidifying legitimate governance via periodic elections. This phase is about transitioning from recovery to a resilient, self-governing society capable of collective action and future planning. It aims to integrate every citizen into the new order through tangible contributions and democratic processes, ensuring shared ownership and ongoing legitimacy.

## Key Tasks

01

---

### **Implement a Comprehensive Contribution System.**

Establish a clear, equitable system for citizens to contribute labor, specialized skills, and essential materials towards communal projects. This fosters shared responsibility, ensures efficient resource allocation, and reinforces the reciprocal bonds within the community.

03

---

### **Initiate Large-Scale Public Works Projects.**

Prioritize and commence projects to build or restore critical infrastructure, including sanitation systems, essential road networks, and reliable utility grids (water, power, communication). These projects are vital for public health, economic revitalization, and improving the overall quality of life.

02

---

### **Create a Transparent Credit Ledger (Proto-Currency).**

Develop and implement a standardized credit ledger system to track contributions and facilitate inter-community trade. This proto-currency provides a stable medium of exchange, incentivizes productivity, and enables fair valuation in the absence of traditional monetary systems.

04

---

### **Establish and Conduct Periodic Elections.**

Formalize and hold regular, transparent elections for leadership positions across all levels of governance. This ensures accountability, empowers citizens to shape their future, and continually renews the legitimacy of the governing bodies, embedding democratic principles into the restored rule of law.

# Phase VII — Public Works, Contributions & Elections (Month 12+)


This stage establishes core institutions and deliverables essential for stable self-governance and democratic participation.

## Institutions



### Public Works Office

Plans, executes, and oversees community infrastructure projects, ensuring efficient resource allocation.



### Contribution & Credit Ledger Bureau

Manages the transparent credit ledger, tracking contributions and facilitating fair credit distribution.



### Electoral Committee

Organizes, supervises, and validates all community elections, ensuring transparency and fairness.

## Deliverables



### Public Works Charter

Outlines principles and priorities for public works projects, ensuring transparency and accountability.



### Contribution Guidelines Poster

Details citizen contributions and credit ledger operation, promoting understanding and participation.



### Election Announcements

Details election dates, procedures, and results, ensuring public awareness and engagement.

# Phase Summary Timeline (Day 1–365+)

This timeline outlines critical phases for restoring the Rule of Law after a collapse. Each phase builds upon the last, moving from immediate stabilization to a fully functional, self-governing society based on Natural Law and reciprocity.



This roadmap guides the transition from lawlessness to a thriving, self-governing society, emphasizing sequential development and continuous reinforcement of reciprocal principles.

# 10.9 Institutional Setup Checklist (Per Phase)

This institutional setup checklist is essential for robust progression through post-collapse recovery phases. It provides leaders a framework to verify foundational elements, ensuring accountability, transparency, and legitimate governance based on Natural Law and reciprocity.

## **Roles Assigned & Documented**

All roles defined, assigned to capable individuals, and documented for accountability.

## **Public Notices Posted**

Critical decisions, policies, and announcements publicly posted for transparency.

## **Ledgers Updated & Transparent**

Communal ledgers (resources, contributions, credit) updated, accurate, and accessible for community review.

## **Courts Functioning with Due Process**

Courts operate efficiently with due process, applying Natural Law in all rulings.

## **Communication Channels Active**

Communication channels active, secure, and facilitating information flow.

## **Boundaries Visibly Marked**

Territorial, administrative, and property boundaries clearly defined and visibly marked.

## **Agreements Archived & Distributed**

Inter-community and internal agreements properly archived and distributed to all relevant parties.

## **Reports Published Regularly**

Regular reports on community status, resources, security, and public works published to keep populace informed.

This living document should be adapted and reviewed at the conclusion of each phase to ensure recovery efforts build on a solid, legitimate foundation.

# First Ten Actions: Immediate Steps for Restoring Lawful Order

This section outlines Part 1 of the critical initial actions any cadre can undertake immediately after a collapse, even without extensive prior preparation. These first five steps form the foundational groundwork for establishing legitimate governance, ensuring community safety, and initiating the restoration of rule of law based on Natural Law principles and reciprocity. They are designed to be actionable, impactful, and easily replicable, serving as a minimum viable framework for immediate stabilization.



---

## 1. Form Your Cadre

Identify 5–10 competent and trustworthy individuals with clearly defined roles and assign backups for each. Establish a secure group communication channel and implement a daily check-in protocol to ensure cohesion and accountability.



---

## 2. Conduct an Area Study

Thoroughly map key infrastructure, potential allies, significant threats, critical choke points, and available resources within your operational area. Identify individuals or groups currently holding informal authority. This study should be updated quarterly to reflect changing realities.



---

## 3. Create a Civilization Reboot Cache (CR Cache)

Assemble a physical cache containing printed and laminated core documents such as mission statements, rules of engagement (ROE) cards, and contact sheets. Include essential operational supplies like public notices, symbolic insignia, official seals, stamps, and tools for replicating these materials.



---

## 4. Print Your Covenant and Simple Laws

Develop and print a concise, one-page covenant of reciprocity, outlining mutual duties and expectations. Complement this with a clear restitution schedule for damages, simplified micro-court procedures, and essential rules governing trespass and trade. These documents should be easily understood and distributed.



---

## 5. Meet Your Key Local Allies

Proactively engage essential community members such as doctors, engineers, clergy, business owners, and technicians. Present a simple narrative focusing on lawful emergency preparedness and subtly document their willingness to collaborate and support your efforts.

# First Ten Actions: Immediate Steps for Restoring Lawful Order (Part 2)

This section continues the critical initial actions any cadre can undertake immediately after a collapse, even without extensive prior preparation. Building on the foundational groundwork of Part 1, these next five steps solidify dispute resolution, secure vital resources, establish robust communication, ensure transparent record-keeping, and prepare for structured phase transitions, further cementing legitimate governance based on Natural Law and reciprocity.



---

## 6. Establish Basic Dispute Resolution

Implement an accessible, fair micro-court system focused on restitution and based on Natural Law principles. Train designated facilitators to mediate conflicts swiftly and transparently, ensuring all parties receive due process and a clear understanding of outcomes. Prioritize resolution over punishment, emphasizing restorative justice.



---

## 8. Create Public Information System

Develop a reliable system for disseminating essential information to the community, such as security updates, resource availability, and policy changes. Utilize public notice boards, town criers, or accessible radio frequencies. Actively counter misinformation and rumors with factual, consistent communication to maintain trust and order.



---

## 10. Plan for Phase Transition

Anticipate and plan for the next phases of recovery outlined in the WROL Roadmap. Define clear milestones, necessary resources, and leadership responsibilities for transitioning from immediate stabilization to internal order, defensive perimeters, and eventually, diplomatic relations. This proactive planning ensures a structured and sustainable progression.



---

## 7. Secure Essential Resources

Identify critical local resources such as potable water sources, food production areas, safe shelter, and medical supplies. Establish communal resource points with transparent inventory and distribution protocols. Encourage and track community contributions to a shared resource pool, emphasizing reciprocal aid and efficient allocation.



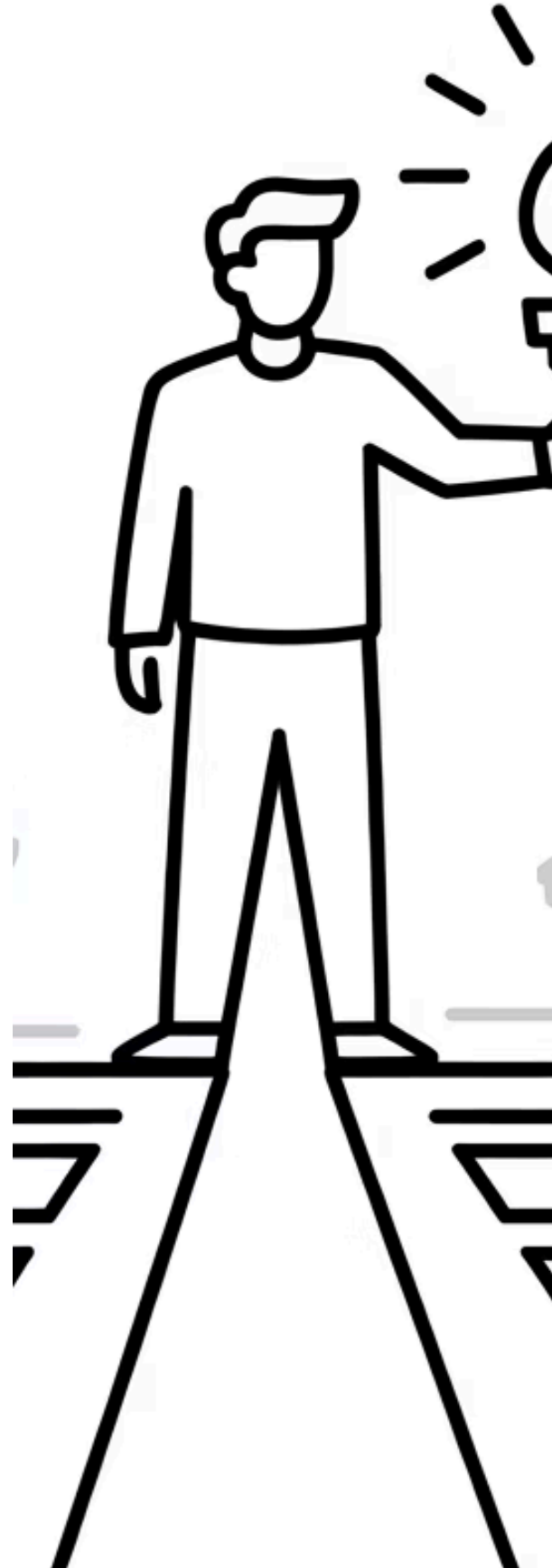
---

## 9. Begin Documentation and Record-Keeping

Establish basic, transparent record-keeping for all significant community activities, including resource transactions, dispute resolutions, property claims, and communal contributions. This foundational data ensures accountability, provides historical context, and legitimizes emerging governance structures, preventing future conflicts over claims or agreements.

## 12. Call to Action

This final section serves as a powerful directive, anchoring the reader's responsibility and legacy within the broader framework of restoring lawful order. It distills the essence of the entire strategy, providing a moral and operational conclusion designed to inspire and empower.



# 12.1 The Mandate

Civilization does not survive by accident, nor does it endure through passive hope. It survives because disciplined adults, fully aware of the stakes, make a conscious choice to preserve reciprocity, enforce predictable law, and act as the living infrastructure of order. In every collapse, throughout history, a small number of prepared individuals step forward to set the tone, establish norms, and guide the restoration for everyone else. You are not a passive observer of history—you are its author.



## Your Authority

Your authority to act does not come from government permission or popular approval. It comes from Natural Law itself—the moral obligation to protect reciprocity, enforce justice, and prevent parasitism. When institutions fail, this authority transfers to those willing to uphold it.



## Your Duty

Every day you delay preparation is a day closer to crisis without readiness. Every relationship you fail to build is a potential ally lost. Every principle you compromise in peacetime is a standard you will abandon under pressure.



## The Historical Moment

We stand at a crossroads. The institutions that maintained Western order for centuries are failing. The choice is not between perfect stability and minor disruption—it is between lawful restoration and civilizational collapse.

Those who understand this moment and act accordingly will determine whether the next generation inherits freedom or feudalism, cooperation or conflict, prosperity or poverty.

# 12.2 Your Personal Responsibility

The strategy outlined in this handout is not theoretical—it is operational. Every principle, every phase, every checklist has been designed for immediate implementation by ordinary citizens who refuse to accept chaos as inevitable.

Your responsibility is threefold:

## **Prepare Before the Crisis**

- Complete your area study and identify key allies
- Assemble your leadership cadre and cache your materials
- Build relationships with infrastructure keepers and community leaders
- Practice the principles of Natural Law in your daily interactions

## **Act During the Crisis**

- Deploy your prepared materials and activate your network
- Follow the phase structure to avoid improvisation under stress
- Maintain strict adherence to reciprocity and transparency
- Document everything for accountability and future reference

## **Lead the Recovery**

- Guide your community through each phase systematically
- Enforce Natural Law consistently and impartially
- Build institutions that can scale beyond your immediate group
- Prepare the next generation to maintain what you restore

# 12.3 The Stakes

The collapse of rule of law is not a distant possibility—it is an ongoing process visible in every major city, every corrupted institution, and every breakdown of reciprocal trust. The question is not whether you will face a crisis, but whether you will be prepared to respond with lawful authority when it arrives.

## **What Happens If You Do Nothing:**

- Your community becomes vulnerable to predatory groups who are organized
- Chaos fills the vacuum left by failed institutions
- Your family and neighbors suffer under the rule of the strongest, not the most just
- The principles that built Western civilization disappear from your region
- Future generations inherit a world of tribal conflict and perpetual instability

## **What Happens If You Act:**

- You become the nucleus around which lawful order can be restored
- Your preparation becomes the foundation for community resilience
- Your leadership provides hope and direction during the darkest moments
- Your example inspires others to choose cooperation over predation
- You help ensure that the rule of law survives to benefit future generations

The choice is binary: prepare to lead, or prepare to be led by those who may not share your values.

# 12.4 Your Legacy

History will remember this moment not for the institutions that failed, but for the individuals who chose to rebuild them according to timeless principles. You have been given the knowledge, the framework, and the moral authority to act. The only question that remains is whether you will use them.

## The Test of Character

Every collapse is ultimately a test of character—not just individual character, but the collective character of a people. Will you choose the difficult path of principled leadership, or the easy path of hoping someone else will solve the problem?

## The Generational Responsibility

Your children and grandchildren will inherit the world you create through your actions or inactions today. They will either thank you for preserving the rule of law when it mattered most, or they will struggle to rebuild what was lost because you chose comfort over duty.

## The Final Word

This handout ends where your real work begins. You now possess the knowledge to restore lawful order in your community. You understand the principles that make cooperation possible and the phases that make restoration systematic.

The rule of law will be restored—if not by you, then by someone else, somewhere else. But it will be restored by those who understand that civilization is not a given, but a choice that must be made again and again by each generation.

Make that choice. Begin today. Your community, your family, and your civilization depend on it.

